

Device terminal block - G 5/12

2716127

<https://www.phoenixcontact.com/de/produkte/2716127>



Please be informed that the data shown in this PDF document is generated from our Online Catalog. Please find the complete data in the user documentation. Our General Terms of Use for Downloads are valid.



Device terminal block, for direct mounting, 12-pos.

Your advantages

- Touch-proof shock protection

Device terminal block - G 5/12



2716127

<https://www.phoenixcontact.com/de/produkte/2716127>

Commercial Data

Item number	2716127
Packing unit	50 pc
Minimum order quantity	1 pc
Sales Key	A1 - Reihenklennen
Product Key	BE1265
Catalog Page	Page 577 (C-1-2019)
GTIN	4017918061821
Weight per Piece (including packing)	78,626 g
Weight per Piece (excluding packing)	78,626 g
Customs tariff number	85369010
Country of origin	TR

Technical Data

Product properties

Product type	Feed-through terminal block
Number of positions	12
Number of connections	24
Number of rows	1
Potentials	12

Insulation characteristics

Overvoltage category	III
Degree of pollution	3

Electrical properties

Rated surge voltage	6 kV
Maximum power dissipation for nominal condition	1.02 W

Connection data

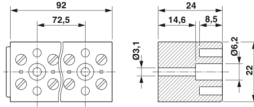
Number of connections per level	24
Nominal cross section	4 mm ²
Screw thread	M3
Tightening torque	0.6 ... 0.8 Nm
Stripping length	8 mm
Internal cylindrical gage	A3
Conductor cross section solid	0.2 mm ² ... 4 mm ²
Cross section AWG	24 ... 12
Conductor cross section flexible	0.2 mm ² ... 4 mm ²
Conductor cross section, flexible [AWG]	24 ... 12
Flexible conductor cross section flexible (ferrule, w/o plastic sleeve)	0.25 mm ² ... 4 mm ²
Flexible conductor cross section (ferrule with plastic sleeve)	0.25 mm ² ... 2.5 mm ²
2 conductors with same cross section, solid	0.2 mm ² ... 1.5 mm ²
2 conductors with same cross section, flexible	0.2 mm ² ... 1.5 mm ²
2 conductors with same cross section, flexible, with ferrule without plastic sleeve	0.25 mm ² ... 1.5 mm ²
2 conductors with the same cross section, flexible, with TWIN ferrule with plastic sleeve	0.5 mm ² ... 1 mm ²
Nominal current	32 A
Maximum load current	32 A (with 4 mm ² conductor cross section)
Nominal voltage	500 V
Nominal cross section	4 mm ²

Dimensions

Device terminal block - G 5/12

2716127

<https://www.phoenixcontact.com/de/produkte/2716127>

Dimensional drawing	
Width	92 mm
Height	24 mm
Length	22 mm

Material specifications

Color	gray
Flammability rating according to UL 94	V0
Insulating material group	I
Insulating material	PA
Static insulating material application in cold	-60 °C
Temperature index of insulation material (DIN EN 60216-1 (VDE 0304-21))	130 °C
Relative insulation material temperature index (Elec., UL 746 B)	130 °C
Fire protection for rail vehicles (DIN EN 45545-2) R22	HL 1 - HL 3
Fire protection for rail vehicles (DIN EN 45545-2) R23	HL 1 - HL 3
Fire protection for rail vehicles (DIN EN 45545-2) R24	HL 1 - HL 3
Fire protection for rail vehicles (DIN EN 45545-2) R26	HL 1 - HL 3
Calorimetric heat release NFPA 130 (ASTM E 1354)	28 MJ/kg
Surface flammability NFPA 130 (ASTM E 162)	passed
Specific optical density of smoke NFPA 130 (ASTM E 662)	passed
Smoke gas toxicity NFPA 130 (SMP 800C)	passed

Mechanical properties

General

Terminal block mounting	When attaching the product to the mounting surface, please ensure that the housing is not damaged when tightening the center screw
-------------------------	--

Mechanical data

Open side panel	No
-----------------	----

Environmental and real-life conditions

Ambient conditions

Ambient temperature (operation)	-60 °C ... 105 °C (max. short-term operating temperature RTI Elec.)
Ambient temperature (storage/transport)	-25 °C ... 60 °C (for a short time, not exceeding 24 h, -60 °C to +70 °C)
Ambient temperature (assembly)	-5 °C ... 70 °C
Ambient temperature (actuation)	-5 °C ... 70 °C
Permissible humidity (storage/transport)	30 % ... 70 %

Device terminal block - G 5/12



2716127

<https://www.phoenixcontact.com/de/produkte/2716127>

Standards and regulations

Connection in acc. with standard	IEC 60947-7-1
----------------------------------	---------------

Mounting

Mounting type	direct screw connection
Terminal block mounting	When attaching the product to the mounting surface, please ensure that the housing is not damaged when tightening the center screw

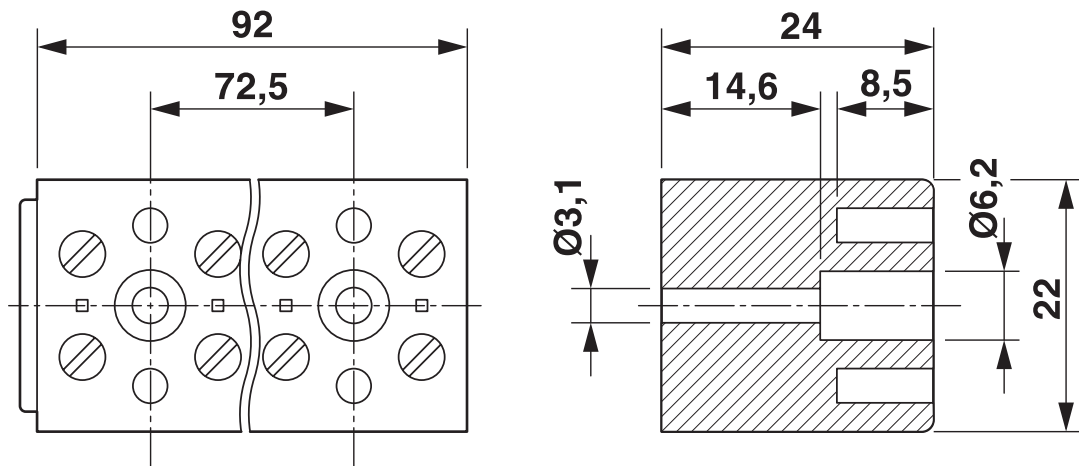
Device terminal block - G 5/12

2716127


<https://www.phoenixcontact.com/de/produkte/2716127>

Drawings

Dimensional drawing



Circuit diagram





2716127


<https://www.phoenixcontact.com/de/produkte/2716127>


Approvals

 CSA Approval ID: 13631				
	Nominal Voltage U_N	Nominal Current I_N	Cross Section AWG	Cross Section mm^2
	300 V	30 A	26 - 10	-

 EAC Approval ID: RU C-DE.BL08.B.00534				
---	--	--	--	--

 cULus Recognized Approval ID: E60425				
	Nominal Voltage U_N	Nominal Current I_N	Cross Section AWG	Cross Section mm^2
Use group B	300 V	30 A	26 - 10	-

 ClassNK Approval ID: 09 ME 142				
--	--	--	--	--

 RS Approval ID: 17.00013.272				
--	--	--	--	--

2716127

<https://www.phoenixcontact.com/de/produkte/2716127>

Classifications

ECLASS

ECLASS-9.0	27141120
ECLASS-10.0.1	27141120
ECLASS-11.0	27141106

ETIM

ETIM 8.0	EC001284
----------	----------

UNSPSC

UNSPSC 21.0	39121400
-------------	----------

Device terminal block - G 5/12



2716127

<https://www.phoenixcontact.com/de/produkte/2716127>

Environmental Product Compliance

REACH SVHC	Lead 7439-92-1
China RoHS	Environmentally friendly use period: unlimited = EFUP-e
	No hazardous substances above threshold values

2716127

<https://www.phoenixcontact.com/de/produkte/2716127>

Accessories

Marker for terminal blocks

Marker for terminal blocks - BN WH - 1401404

<https://www.phoenixcontact.com/de/produkte/1401404>



Marker for terminal blocks, Stud, white, unlabeled, can be labeled with: Marker pen, mounting type: plug in, for terminal block width: 4.2 mm, lettering field size: 4 x 4 mm

Screwdriver

Screwdriver - SZS 0,6X3,5 - 1205053

<https://www.phoenixcontact.com/de/produkte/1205053>



Actuation tool, for ST terminal blocks, insulated, also suitable for use as a bladed screwdriver, size: 0.6 x 3.5 x 100 mm, 2-component grip, with non-slip grip

Phoenix Contact 2022 © - all rights reserved

<https://www.phoenixcontact.com>

PHOENIX CONTACT Deutschland GmbH

Flachsmarktstraße 8

D-32825 Blomberg

+49 52 35/3-1 20 00

info@phoenixcontact.de