


# PCB terminal block - IDC 0,3/ 8-3,81

1706235

<https://www.phoenixcontact.com/de/produkte/1706235>

Please be informed that the data shown in this PDF document is generated from our Online Catalog. Please find the complete data in the user documentation. Our General Terms of Use for Downloads are valid.



PCB terminal block, nominal current: 5 A, rated voltage (III/2): 160 V, nominal cross section: 0.34 mm<sup>2</sup>, number of potentials: 8, number of rows: 1, number of positions per row: 8, product range: IDC 0,3, pitch: 3.81 mm, connection method: Displacement connection, conductor/PCB connection direction: 0 °, color: green, Pin layout: Linear pinning, Solder pin [P]: 3.4 mm, number of solder pins per potential: 1, type of packaging: packed in cardboard

## Your advantages

- Connection without conductor pretreatment for huge time savings
- Intuitive use through colour coded actuation lever

# PCB terminal block - IDC 0,3/ 8-3,81



1706235

<https://www.phoenixcontact.com/de/produkte/1706235>

## Commercial Data

Item number	1706235
Packing unit	50 pc
Minimum order quantity	50 pc
Sales Key	E1 - Leiterplattenanschl.
Product Key	AAKJAA
Catalog Page	Page 154 (C-1-2013)
GTIN	4017918116736
Weight per Piece (including packing)	4,75 g
Weight per Piece (excluding packing)	4,75 g
Customs tariff number	85369010
Country of origin	PL

# PCB terminal block - IDC 0,3/ 8-3,81



1706235

<https://www.phoenixcontact.com/de/produkte/1706235>

## Technical Data

### Product properties

Type	PC termination block
Product line	COMBICON Terminals XS
Product type	Printed circuit board terminal
Number of positions	8
Pitch	3.81 mm
Number of connections	8
Number of rows	1
Number of potentials	8
Pin layout	Linear pinning

### Electrical properties

Nominal current $I_N$	5 A
Nominal voltage $U_N$	160 V
Pollution degree	3
Rated voltage (III/3)	160 V
Rated surge voltage (III/3)	2.5 kV
Rated voltage (III/2)	160 V
Rated surge voltage (III/2)	2.5 kV

### Connection data

#### Connection technology

Type	PC termination block
Nominal cross section	0.34 mm <sup>2</sup>

#### Conductor connection

Connection method	Displacement connection
Conductor cross section solid	0.13 mm <sup>2</sup> ... 0.34 mm <sup>2</sup>
Conductor cross section flexible	0.22 mm <sup>2</sup> ... 0.34 mm <sup>2</sup>
Conductor cross section AWG	26 ... 22

### Mounting

Mounting type Wave soldering	Wave soldering
Mounting type	Wave soldering

### Material specifications

#### Material data - contact

Note	WEEE/RoHS-compliant, free of whiskers according to IEC 60068-2-82/JEDEC JESD 201
Contact material	Cu alloy
Surface characteristics	Tin-plated

# PCB terminal block - IDC 0,3/ 8-3,81

1706235

<https://www.phoenixcontact.com/de/produkte/1706235>

Metal surface terminal point (top layer)	Tin (5 - 7 $\mu\text{m}$ Sn)
Metal surface terminal point (middle layer)	Nickel (2 - 3 $\mu\text{m}$ Ni)
Metal surface soldering area (top layer)	Tin (5 - 7 $\mu\text{m}$ Sn)
Metal surface soldering area (middle layer)	Nickel (2 - 3 $\mu\text{m}$ Ni)

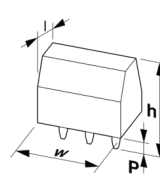
## Material data - housing

Housing color	green (6021)
Insulating material	PA
Insulating material group	I
CTI according to IEC 60112	600
Flammability rating according to UL 94	V0
Glow wire flammability index GWFI according to EN 60695-2-12	850
Glow wire ignition temperature GWIT according to EN 60695-2-13	775
Temperature for the ball pressure test according to EN 60695-10-2	125 °C

## Material data – actuating element

Insulating material	PA
Insulating material group	I
CTI according to IEC 60112	600
Flammability rating according to UL 94	V0
Glow wire flammability index GWFI according to EN 60695-2-12	850
Glow wire ignition temperature GWIT according to EN 60695-2-13	775
Temperature for the ball pressure test according to EN 60695-10-2	125 °C

## Dimensions

Dimensional drawing	
Pitch	3.81 mm
Width [w]	31.67 mm
Height [h]	22.2 mm
Length [l]	12.4 mm
Installed height	18.8 mm
Solder pin length [P]	3.4 mm

## Electrical tests

### Air clearances and creepage distances |

Specification	IEC 60664-1:2007-04
Insulating material group	I

# PCB terminal block - IDC 0,3/ 8-3,81



1706235

<https://www.phoenixcontact.com/de/produkte/1706235>

Comparative tracking index (IEC 60112)	CTI 600
Rated insulation voltage (III/3)	160 V
Rated surge voltage (III/3)	2.5 kV
minimum clearance value - non-homogenous field (III/3)	1.5 mm
minimum creepage distance (III/3)	2 mm
Rated insulation voltage (III/2)	160 V
Rated surge voltage (III/2)	2.5 kV
minimum clearance value - non-homogenous field (III/2)	1.5 mm
minimum creepage distance (III/2)	1.5 mm
Rated insulation voltage (II/2)	320 V
Rated surge voltage (II/2)	2.5 kV
minimum clearance value - non-homogenous field (II/2)	1.5 mm
minimum creepage distance (II/2)	1.6 mm

## Environmental and real-life conditions

### Ambient conditions

Ambient temperature (operation)	-40 °C ... 100 °C (dependent on the derating curve)
Ambient temperature (storage/transport)	-40 °C ... 70 °C
Relative humidity (storage/transport)	30 % ... 70 %
Ambient temperature (assembly)	-5 °C ... 100 °C

## Packaging specifications

Type of packaging	packed in cardboard
-------------------	---------------------

# PCB terminal block - IDC 0,3/ 8-3,81

1706235

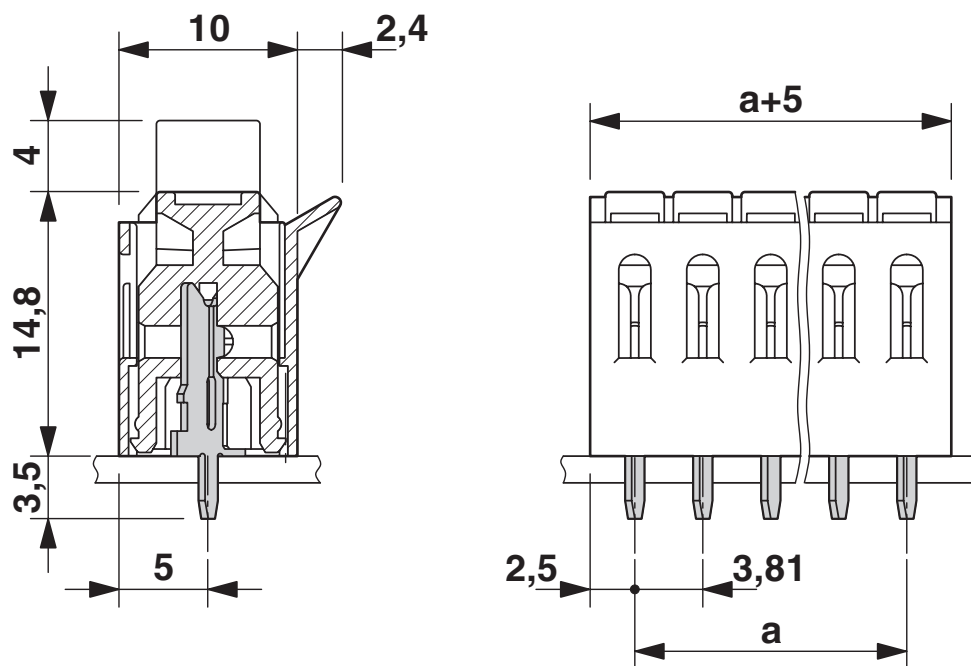
<https://www.phoenixcontact.com/de/produkte/1706235>

## Drawings

Diagram



Dimensional drawing



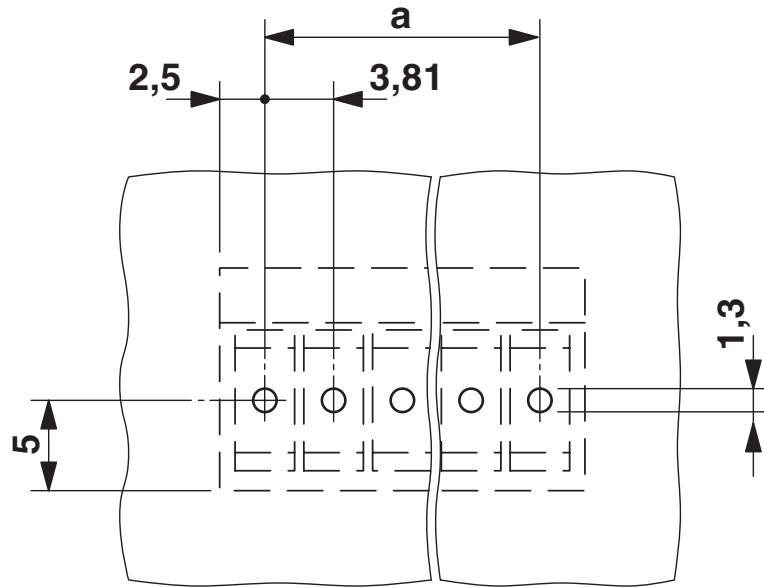
# PCB terminal block - IDC 0,3/ 8-3,81

1706235

<https://www.phoenixcontact.com/de/produkte/1706235>



Drilling plan/solder pad geometry



Diagram




# PCB terminal block - IDC 0,3/ 8-3,81





1706235


<https://www.phoenixcontact.com/de/produkte/1706235>

## Approvals

 <b>CSA</b> Approval ID: 13631				
	Nominal Voltage $U_N$	Nominal Current $I_N$	Cross Section AWG	Cross Section $\text{mm}^2$
Use group B				
	300 V	5 A	28 - 22	-
Use group D				
	300 V	5 A	28 - 22	-

 <b>cUL Recognized</b> Approval ID: FILE E 60425				
	Nominal Voltage $U_N$	Nominal Current $I_N$	Cross Section AWG	Cross Section $\text{mm}^2$
Use group B				
	250 V	5 A	28 - 22	-
Use group D				
	300 V	5 A	28 - 22	-

 <b>UL Recognized</b> Approval ID: FILE E 60425				
	Nominal Voltage $U_N$	Nominal Current $I_N$	Cross Section AWG	Cross Section $\text{mm}^2$
Use group B				
	250 V	5 A	28 - 22	-
Use group D				
	300 V	5 A	28 - 22	-

 <b>EAC</b> Approval ID: B.01687				
--	--	--	--	--

<b>cULus Recognized</b>				
-------------------------	--	--	--	--



# PCB terminal block - IDC 0,3/ 8-3,81



1706235

<https://www.phoenixcontact.com/de/produkte/1706235>

## Classifications

### ECLASS

ECLASS-9.0	27440401
ECLASS-10.0.1	27440401
ECLASS-11.0	27460101

### ETIM

ETIM 8.0	EC002643
----------	----------

### UNSPSC

UNSPSC 21.0	39121400
-------------	----------

# PCB terminal block - IDC 0,3/ 8-3,81



1706235

<https://www.phoenixcontact.com/de/produkte/1706235>

## Environmental Product Compliance

China RoHS	Environmentally friendly use period: unlimited = EFUP-e
	No hazardous substances above threshold values

# PCB terminal block - IDC 0,3/ 8-3,81

1706235


<https://www.phoenixcontact.com/de/produkte/1706235>

## Accessories

### Marker card

Marker card - SK 3,81/2,8:FORTL.ZAHLEN - 0804109

<https://www.phoenixcontact.com/de/produkte/0804109>



Marker card, white, labeled, horizontal: consecutive numbers 1 ... 10, 11 ... 20, etc. up to 91 ... (99)100, mounting type: adhesive, for terminal block width: 3.81 mm, lettering field size: 3.81 x 2.8 mm

---

Phoenix Contact 2022 © - all rights reserved  
<https://www.phoenixcontact.com>

PHOENIX CONTACT Deutschland GmbH  
Flachmarktstraße 8  
D-32825 Blomberg  
+49 52 35/3-1 20 00  
[info@phoenixcontact.de](mailto:info@phoenixcontact.de)