

# Power supply unit - STEP-PS/ 1AC/12DC/5



2868583

<https://www.phoenixcontact.com/pc/products/2868583>

Please be informed that the data shown in this PDF document is generated from our Online Catalog. Please find the complete data in the user documentation. Our General Terms of Use for Downloads are valid.



Primary-switched STEP POWER power supply for DIN rail mounting, input: 1-phase, output: 12 V DC/5 A

## Product Description

STEP POWER power supplies for distribution boards

The STEP POWER power supply range was developed especially for building automation. The low idling losses and high degree of efficiency ensure maximum energy efficiency. They allow flexible use and can be snapped onto the DIN rail or screwed onto an even surface.

## Your advantages

- Flexible mounting by simply snapping onto the DIN rail or screwing onto a level surface
- Reliable power supply thanks to high MTBF (mean time between failures) of more than 500,000 hours and U/I characteristic curve
- Energy savings thanks to maximum energy efficiency and incredibly low idling losses

# Power supply unit - STEP-PS/ 1AC/12DC/5



2868583

<https://www.phoenixcontact.com/pc/products/2868583>

## Commercial Data

Item number	2868583
Packing unit	1 pc
Minimum order quantity	1 pc
Product Key	CMPS12
Catalog Page	Page 285 (C-4-2019)
GTIN	4046356310598
Weight per Piece (including packing)	310 g
Weight per Piece (excluding packing)	310 g
Customs tariff number	85044030
Country of origin	VN

## Technical Data

### Input data

#### AC operation

Nominal input voltage range	100 V AC ... 240 V AC
Input voltage range	85 V AC ... 264 V AC 95 V DC ... 250 V DC
Input voltage range AC	85 V AC ... 264 V AC
Input voltage range DC	95 V DC ... 250 V DC
Voltage type of supply voltage	AC/DC
Inrush current	< 15 A (typical)
Inrush current integral ( $I^2t$ )	< 0.6 A <sup>2</sup> s
AC frequency range	45 Hz ... 65 Hz
Frequency range DC	0 Hz
Mains buffering time	typ. 27 ms (120 V AC) typ. 120 ms (230 V AC)
Current consumption	0.8 A (120 V AC) 0.5 A (230 V AC)
Nominal power consumption	125 VA
Protective circuit	Transient surge protection; Varistor
Power factor (cos phi)	0.56
Typical response time	< 0.5 s
Input fuse	3.15 A (slow-blow, internal)
Recommended breaker for input protection	6 A ... 16 A (Characteristics B, C, D, K)

### Output data

Efficiency	> 87 % (for 230 V AC and nominal values)
Output characteristic	U/I
Nominal output voltage	12 V DC $\pm$ 1 %
Setting range of the output voltage ( $U_{Set}$ )	10 V DC ... 16.5 V DC (> 12 V DC, constant capacity restricted)
Output current $I_{max}$	9 A
Nominal output current ( $I_N$ )	5 A (-25 °C ... 55 °C) 5.5 A (-25 °C ... 40 °C permanent)
Derating	55 °C ... 70 °C (2.5%/K)
Feedback voltage resistance	$\leq$ 25 V DC
Protection against overvoltage at the output (OVP)	< 25 V DC
Control deviation	< 1 % (change in load, static 10 % ... 90 %) < 2 % (change in load, dynamic 10 % ... 90 %) < 0.1 % (change in input voltage $\pm$ 10 %)
Residual ripple	< 55 mV <sub>PP</sub> (20 MHz)
Output power	60 W
Peak switching voltages nominal load	< 55 mV <sub>PP</sub> (20 MHz)
Maximum no-load power dissipation	< 0.5 W

# Power supply unit - STEP-PS/ 1AC/12DC/5



2868583

<https://www.phoenixcontact.com/pc/products/2868583>

Power loss nominal load max.	8.6 W
Rise time	< 0.5 s ( $U_{OUT}$ (10 % ... 90 %))
Connection in parallel	yes, for redundancy and increased capacity
Connection in series	yes

## Connection data

### Input

Connection method	Screw connection
Conductor cross section solid min.	0.2 mm <sup>2</sup>
Conductor cross section solid max.	2.5 mm <sup>2</sup>
Conductor cross section flexible min.	0.2 mm <sup>2</sup>
Conductor cross section flexible max.	2.5 mm <sup>2</sup>
Conductor cross section AWG min.	24
Conductor cross section AWG max.	12
Stripping length	6.5 mm
Screw thread	M3
Tightening torque, min	0.6 Nm
Tightening torque max	0.8 Nm

### Output

Connection method	Screw connection
Conductor cross section solid min.	0.2 mm <sup>2</sup>
Conductor cross section solid max.	2.5 mm <sup>2</sup>
Conductor cross section flexible min.	0.2 mm <sup>2</sup>
Conductor cross section flexible max.	2.5 mm <sup>2</sup>
Conductor cross section AWG min.	24
Conductor cross section AWG max.	12
Stripping length	6.5 mm
Screw thread	M3
Tightening torque, min	0.6 Nm
Tightening torque max	0.8 Nm

## LED signaling

Types of signaling	LED
Operating voltage display	Green LED

### Signal output: LED status indicator

Status display	"DC OK" LED green
Note on status display	$U_{OUT} > 10.8$ V: LED on

## Electrical properties

Number of phases	1.00
Insulation voltage input/output	4 kV AC (type test)
	3.75 kV AC (routine test)
Insulation voltage output / PE	500 V DC (routine test)

# Power supply unit - STEP-PS/ 1AC/12DC/5



2868583

<https://www.phoenixcontact.com/pc/products/2868583>

Insulation voltage input/output	3.75 kV AC (routine test)
	4 kV AC (type test)
Insulation voltage input / PE	3.5 kV AC (type test)
	2 kV AC (routine test)

## Product properties

Product type	Power supply
MTBF (IEC 61709, SN 29500)	> 1134000 h (40 °C)

## Insulation characteristics

Protection class	II (in closed control cabinet)
Overvoltage category	III
Degree of pollution	2

## Dimensions

Width	72 mm
Height	90 mm
Depth	55 mm (Device depth (DIN rail mounting))
Depth	61 mm
Horizontal pitch	4 Div.

## Installation dimensions

Installation distance right/left	0 mm / 0 mm
Installation distance top/bottom	30 mm / 30 mm

## Mounting

Mounting type	DIN rail mounting
Assembly instructions	alignable: 0 mm horizontally, 30 mm vertically
Mounting position	horizontal DIN rail NS 35, EN 60715
With protective coating	No

## Material specifications

Housing material	Plastic
Foot latch material	POM (Polyoxymethylene)
Housing material	Polycarbonate

## Environmental and real-life conditions

### Ambient conditions

Degree of protection	IP20
Ambient temperature (operation)	-25 °C ... 70 °C (> 55° C derating : 2.5%/K)
Ambient temperature (storage/transport)	-40 °C ... 85 °C
Climatic class	3K3 (in acc. with EN 60721)
Max. permissible relative humidity (operation)	≤ 95 % (at 25 °C, non-condensing)
Shock	18 ms, 30g, in each space direction (according to IEC 60068-2-27)

# Power supply unit - STEP-PS/ 1AC/12DC/5



2868583

<https://www.phoenixcontact.com/pc/products/2868583>

Vibration (operation)	< 15 Hz, amplitude $\pm 2.5$ mm (according to IEC 60068-2-6)
	15 Hz ... 150 Hz, 2.3g, 90 min.

## Standards and regulations

Rail applications	EN 50121-4
Standard – Electronic equipment for use in electrical power installations and their assembly into electrical power installations	EN 50178/VDE 0160 (PELV)
Standard – Limitation of mains harmonic currents	EN 61000-3-2
Standard - Electrical safety	IEC 62368-1 (SELV)
Standard – Protection against shock currents, basic requirements for protective separation in electrical equipment	EN 50178
Standard – Safety extra-low voltage	IEC 62368-1 (SELV) und EN 60204-1 (PELV)
Standard - Safe isolation	DIN VDE 0100-410
Standard - Safety of transformers	EN 61558-2-16

## Approval data

CSA	CSA-C22.2 No. 107.1-01
Shipbuilding approval	DNV GL (EMC B) ABS, NK
UL approvals	UL/C-UL listed UL 508
	UL/C-UL Recognized UL 60950-1
	UL ANSI/ISA-12.12.01 Class I, Division 2, Groups A, B, C, D T3C (Hazardous Location)

## Conformity/Approvals

SIL in accordance with IEC 61508	0
----------------------------------	---

## EMC data

Low Voltage Directive	Conformance with Low Voltage Directive 2014/35/EC
Electromagnetic compatibility	Conformance with EMC Directive 2014/30/EU
EMC requirements for noise emission	EN 61000-6-3
	EN 61000-6-4
EMC requirements for noise immunity	EN 61000-6-1
	EN 61000-6-2
Noise immunity	EN 61000-6-2:2005

## Electrostatic discharge

Standards/regulations	EN 61000-4-2
-----------------------	--------------

## Electrostatic discharge

Contact discharge	6 kV (Test Level 3)
Discharge in air	8 kV (Test Level 3)
Comments	Criterion A

## Electromagnetic HF field

Standards/regulations	EN 61000-4-3
-----------------------	--------------

## Electromagnetic HF field

# Power supply unit - STEP-PS/ 1AC/12DC/5



2868583

<https://www.phoenixcontact.com/pc/products/2868583>

Frequency range	80 MHz ... 1 GHz
Test field strength	10 V/m
Frequency range	1 GHz ... 2 GHz
Test field strength	10 V/m
Frequency range	2 GHz ... 3 GHz
Test field strength	10 V/m
Comments	Criterion A

## Fast transients (burst)

Standards/regulations	EN 61000-4-4
-----------------------	--------------

## Fast transients (burst)

Input	4 kV (Test Level 4 - asymmetrical)
Output	2 kV (Test Level 3 - asymmetrical)
Comments	Criterion A

## Surge voltage load (surge)

Standards/regulations	EN 61000-4-5
Input	2 kV (Test Level 3 - symmetrical) 4 kV (Test Level 4 - asymmetrical)
Output	1 kV (Test Level 2 - symmetrical) 0.5 kV (Test Level 1 - asymmetrical)
Comments	Criterion A

## Conducted interference

Standards/regulations	EN 61000-4-6
-----------------------	--------------

## Conducted interference

Frequency range	10 kHz ... 15 kHz 10 kHz ... 15 kHz
Comments	Criterion A Criterion A
Voltage	3 V (Test Level 2) 3 V (Test Level 2)

## Conducted interference

Frequency range	10 kHz ... 15 kHz 10 kHz ... 15 kHz
Comments	Criterion A Criterion A
Voltage	3 V (Test Level 2) 3 V (Test Level 2)

## Voltage dips

Standards/regulations	EN 61000-4-11
-----------------------	---------------

## Emitted interference

Standards/regulations	EN 61000-6-3
-----------------------	--------------

# Power supply unit - STEP-PS/ 1AC/12DC/5



2868583

<https://www.phoenixcontact.com/pc/products/2868583>

Radio interference voltage in acc. with EN 55011	EN 55011 (EN 55022) class B used in industry and residential area / EMC 1
Emitted radio interference in acc. with EN 55011	EN 55011 (EN 55022) class B used in industry and residential area / EMC 1



# Power supply unit - STEP-PS/ 1AC/12DC/5

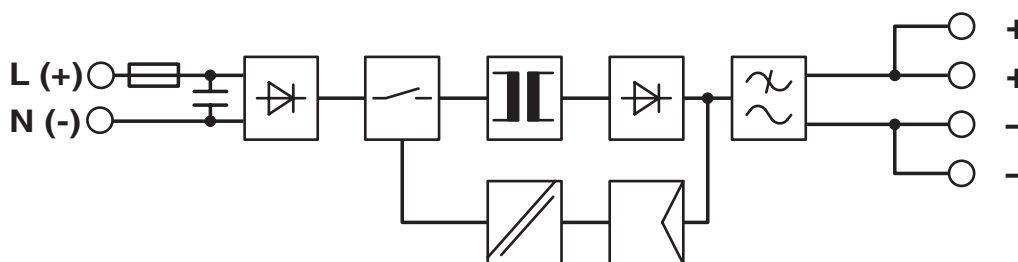


2868583

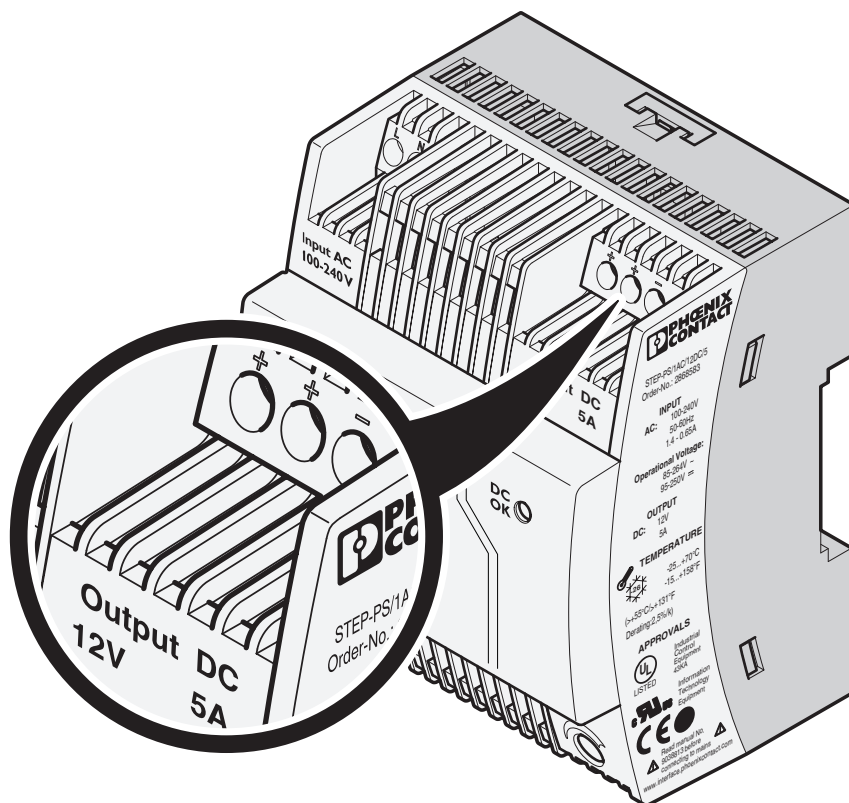
<https://www.phoenixcontact.com/pc/products/2868583>

## Drawings

Block diagram



Schematic diagram




# Power supply unit - STEP-PS/ 1AC/12DC/5




2868583


<https://www.phoenixcontact.com/pc/products/2868583>


## Approvals


 **cUL Recognized**  
Approval ID: FILE E 214596


 **UL Recognized**  
Approval ID: FILE E 214596

 **IECEE CB Scheme**  
Approval ID: DK-14416-M1


 **EAC**  
Approval ID: EAC-Zulassung

 **DNV GL**  
Approval ID: TAA00001YD

 **ClassNK** **NK**  
Approval ID: TA19644M


 **EAC**  
Approval ID: RU S-DE.BL08.W.00764

 **UL Listed**  
Approval ID: FILE E 123528

 **cUL Listed**  
Approval ID: FILE E 123528

**ABS**  
Approval ID: 18-HG1797199\_PDA

	Nominal Voltage $U_N$	Nominal Current $I_N$	Cross Section AWG	Cross Section $\text{mm}^2$
Intranet display is disabled			-	-

 **EAC**  
Approval ID: RU S-DE.BL08.W.00764

# Power supply unit - STEP-PS/ 1AC/12DC/5



2868583

<https://www.phoenixcontact.com/pc/products/2868583>



**cUL Listed**

Approval ID: FILE E 199827



**UL Listed**

Approval ID: FILE E 199827

**cULus Recognized**

**cULus Listed**

**cULus Listed**

# Power supply unit - STEP-PS/ 1AC/12DC/5



2868583

<https://www.phoenixcontact.com/pc/products/2868583>

## Classifications

### ECLASS

ECLASS-9.0	27040701
ECLASS-10.0.1	27040701
ECLASS-11.0	27040701

### ETIM

ETIM 8.0	EC002540
----------	----------

### UNSPSC

UNSPSC 21.0	39121000
-------------	----------

# Power supply unit - STEP-PS/ 1AC/12DC/5



2868583

<https://www.phoenixcontact.com/pc/products/2868583>

## Environmental Product Compliance

REACH SVHC	Lead 7439-92-1
China RoHS	Environmentally Friendly Use Period = 25;
	For information on hazardous substances, refer to the manufacturer's declaration available under "Downloads"

# Power supply unit - STEP-PS/ 1AC/12DC/5



2868583

<https://www.phoenixcontact.com/pc/products/2868583>

## Accessories

### Type 3 surge protection device

Type 3 surge protection device - PLT-SEC-T3-230-FM-UT - 2907919

<https://www.phoenixcontact.com/pc/products/2907919>



Type 2/3 surge protection, consisting of protective plug and base element with screw connection. For single-phase power supply network with integrated status indicator and remote signaling. Nominal voltage: 230 V AC/DC

---

### Type 3 surge protection device

Type 3 surge protection device - PLT-SEC-T3-24-FM-UT - 2907916

<https://www.phoenixcontact.com/pc/products/2907916>



Type 3 surge protection, consisting of protective plug and base element, with integrated status indicator and remote signaling for single-phase power supply networks. Nominal voltage: 24 V AC/DC

---

Phoenix Contact 2022 © - all rights reserved

<https://www.phoenixcontact.com>

PHOENIX CONTACT GmbH & Co. KG

Flachsmarktstraße 8

D-32825 Blomberg

+49 (0) 5235-3 00

[info@phoenixcontact.com](mailto:info@phoenixcontact.com)