

Wireless module - RAD-2400-IFS



2901541

<https://www.phoenixcontact.com/pc/products/2901541>

Please be informed that the data shown in this PDF document is generated from our Online Catalog. Please find the complete data in the user documentation. Our General Terms of Use for Downloads are valid.



Radioline - 2.4 GHz wireless transceiver with RS-232/RS-485 interface, can be extended with I/O modules, RSMA (female) antenna connection, point-to-point, star, and mesh networks up to 250 stations, range of up to 5 km (with a clear line of sight), for worldwide use

Product Description

Radioline is the new wireless system for large systems. Special features include extremely easy assignment of inputs and outputs by simply turning the thumbwheel - without any programming. Radioline transmits I/O signals (I/O mode) or serial data (serial mode) and is therefore very versatile. Alternatively, I/O signals can now also be connected to controllers directly using the Modbus protocol (PLC/Modbus RTU mode). In addition, you can implement various network structures: from a simple point-to-point connection to complex mesh networks. Thanks to the latest Trusted Wireless technology, Radioline is the ideal choice for industrial use.

Your advantages

- License-free 2.4 GHz frequency band
- Range of several kilometers thanks to adjustable data rates for the wireless interface
- Quick and easy startup without programming
- High degree of reliability due to Trusted Wireless 2.0 technology (AES encryption, frequency hopping method, and coexistence management)
- Mesh networks of up to 250 devices
- Integrated RS-232/RS-485 interface
- Modular extension with up to 32 I/O extension modules supported
- Extended temperature range of -40 °C ... +70 °C
- Approved for use in zone 2
- International approvals

Commercial Data

Item number	2901541
Packing unit	1 pc
Minimum order quantity	1 pc
Product Key	DNC614
Catalog Page	Page 376 (C-6-2019)
GTIN	4046356610193
Weight per Piece (including packing)	248.1 g
Weight per Piece (excluding packing)	248.1 g
Customs tariff number	85176200
Country of origin	DE

Wireless module - RAD-2400-IFS

2901541

<https://www.phoenixcontact.com/pc/products/2901541>


Set consists of

DIN rail bus connectors

DIN rail bus connectors - ME 17,5 TBUS 1,5/ 5-ST-3,81 GN - 2709561

<https://www.phoenixcontact.com/pc/products/2709561>

DIN rail connector for DIN rail mounting. Universal for TBUS housing. Gold-plated contacts, 5-pos.



Technical Data

Notes

Utilization restriction

CCCex note	Use in potentially explosive areas is not permitted in China.
------------	---

Product properties

Product type	Wireless module
Application	I/O
	RS-232
	RS-485
Operating mode	I/O data (Default setting, configuration via thumbwheel)
	Serial data (Activation and configuration via PSI-CONF software)
	PLC/Modbus RTU mode (Activation and configuration via PSI-CONF software)
	PLC / Modbus RTU dual mode (Activation and configuration via PSI-CONF software)
MTTF	778 Years (SN 29500 standard, temperature 25°C, operating cycle 21%)
	358 Years (SN 29500 standard, temperature 40°C, operating cycle 34.25%)
	142 Years (SN 29500 standard, temperature 40°C, operating cycle 100%)

Insulation characteristics

Overvoltage category	II
Degree of pollution	2

Electrical properties

Maximum power dissipation for nominal condition	1.56 W
Transient surge protection	Yes

System limits

Designation	Wireless module
Number of supported devices	≤ 250 (Addressing via PSI-CONF software)
	≤ 99 (Addressing via thumbwheel)
Number of possible extension modules	≤ 32 (per wireless module)

System limits

Designation	Wireless network
I/O data mode	≤ 99 (I/O extension modules per wireless network, serial interfaces deactivated)
Serial data mode	0 (no I/O extension modules can be used)
PLC/Modbus RTU mode	≤ 99 (I/O extension modules per wireless network, access to extension modules via Modbus RTU protocol)

Supply

Wireless module - RAD-2400-IFS



2901541

<https://www.phoenixcontact.com/pc/products/2901541>

Supply voltage	24 V DC
Supply voltage range	19.2 V DC ... 30.5 V DC
Max. current consumption	≤ 65 mA (at 24 V DC, at 25 °C, stand-alone)
	≤ 6 A (at 24 V DC, with DIN rail connector at full capacity)

Output data

Digital

Output name	RF link relay output
Number of outputs	1
Contact type	Changeover contact
Contact material	PdRu, gold-plated
Maximum switching voltage	30 V AC/DC
	60 V DC
Max. switching current	500 mA (30 V AC/DC)
	300 mA (60 V DC)
Electrical service life	5x 10 ⁵ switching cycles with 0.5 A at 30 V DC

Analog

Output name	RSSI voltage output
Number of outputs	1
Voltage output signal	0 V ... 3 V

Connection data

Connection method	Screw connection
Stripping length	7 mm
Conductor cross section solid min.	0.2 mm ²
Conductor cross section solid max.	2.5 mm ²
Conductor cross section flexible min.	0.2 mm ²
Conductor cross section flexible max.	2.5 mm ²
Conductor cross section AWG min.	24
Conductor cross section AWG max.	14

Interfaces

Wireless

Range	± 5 km (The range may be considerably above or below that stated, and depends on the environment, antenna technology, and the product used)
-------	---

Serial: RS-232

Data rate	300 bps / 600 bps / 1.2 kbps / 2.4 kbps / 4.8 kbps / 9.6 kbps / 19.2 kbps / 38.4 kbps / 57.6 kbps / 93.75 kbps / 115.2 kbps
Connection method	COMBICON plug-in screw terminal block
Connection technology	3-conductor
Transmission length	≤ 15 m

Serial: RS-485

Wireless module - RAD-2400-IFS



2901541

<https://www.phoenixcontact.com/pc/products/2901541>

Data rate	300 bps / 600 bps / 1.2 kbps / 2.4 kbps / 4.8 kbps / 9.6 kbps / 19.2 kbps / 38.4 kbps / 57.6 kbps / 93.75 kbps / 115.2 kbps / 187.5 kbps
Connection method	COMBICON plug-in screw terminal block
Connection technology	2-conductor
Transmission length	≤ 1200 m
Termination resistor	390 Ω (switchable via DIP switches) 150 Ω (switchable via DIP switches) 390 Ω (switchable via DIP switches)

Serial: Configuration interface

Connection method	S-PORT (socket)
-------------------	-----------------

Wireless

Interface description	Trusted Wireless
Direction	Bi-directional
Frequency	2400 MHz
Frequency range	2.4002 GHz ... 2.4785 GHz
Channel distance	1.3 MHz
Number of channel groups	8
Number of channels per group	55
Transmit capacity, minimum	0 dBm
Transmit capacity, maximum	≤ 20 dBm (100 mW, outside of Europe, adjustable via software) ≤ 19 dBm (Europe, can be set via software, depends on the data rate) 18 dBm (Default setting, adjustable)
Data rate	16 kbps (adjustable) 125 kbps (Default setting, adjustable) 250 kbps (adjustable)
Minimum receiver sensitivity	-106 dBm (16 kbps) -96 dBm (125 kbps) -93 dBm (250 kbps)
Antenna connection method	RSMA (female)
Security	128-bit data encryption

Functions

Wireless licenses	Europe, USA, Canada, additional countries in the e-shop
-------------------	---

Wireless

Frequency band	2.4 GHz
Wireless standard	Trusted Wireless

LED signaling

Status display	Green LED (supply voltage, PWR) Green LED (bus communication, DAT) Red LED (periphery error, ERR) 3x green, 1x yellow LED (LED bar graph receive quality, RSSI)
----------------	--

Wireless module - RAD-2400-IFS



2901541

<https://www.phoenixcontact.com/pc/products/2901541>

	Green LED (receive data, RX)
	Green LED (transmit data, TX)

Dimensions

Dimensional drawing	
Width	17.5 mm
Height	116 mm
Depth	114.5 mm

Material specifications

Material	PA 6.6-FR (Housing)
Flammability rating according to UL 94	V0

Environmental and real-life conditions

Ambient conditions

Degree of protection	IP20
Ambient temperature (operation)	-40 °C ... 70 °C (>55°C derating) -40 °F ... 158 °F (>131°F derating)
Ambient temperature (storage/transport)	-40 °C ... 85 °C -40 °F ... 185 °F
Altitude	2000 m
Permissible humidity (operation)	20 % ... 85 %
Permissible humidity (storage/transport)	20 % ... 85 %
Shock	16g, 11 ms
Vibration (operation)	in accordance with IEC 60068-2-6: 5g, 10 Hz ... 150 Hz

Approval data

CE

Certificate	CE-compliant
-------------	--------------

ATEX

Identification	□ II 3 G Ex nA nC IIC T4 Gc
Certificate	IBExU 15 ATEX B008 X
Note	Please follow the special installation instructions in the documentation!

IECEX

Wireless module - RAD-2400-IFS



2901541

<https://www.phoenixcontact.com/pc/products/2901541>

Identification	Ex nA nC IIC T4 Gc
Certificate	IECEX IBE 13.0019X

EAC Ex

Identification	2Ex nA nC IIC T4 Gc X
Certificate	RU C-DE.HB49.B.00033/20

UL, USA / Canada

Identification	508 Listed
	Class I, Div. 2, Groups A, B, C, D T4A
	Class I, Zone 2, IIC T4

Wireless approval, Europe

Note	RED 2014/53/EU
------	----------------

Wireless approval USA, FCC

Certificate	YG3RAD2400A
Note	FCC directive, part 15.247

Wireless approval Australia, RCM

Certificate	-
-------------	---

Wireless approval Brazil, ANATEL

Certificate	06279-19-06497
-------------	----------------

Wireless approval India, WPC

Certificate	NER-ETA/314
-------------	-------------

Wireless approval Canada, IC

Certificate	4720B-RAD2400A
Note	ISC directive RSS 210

Wireless approval Morocco, ANRT

Certificate	MR 10464 ANRT 2015
-------------	--------------------

Wireless approval Mexico, IFT

Certificate	IFT RCPPHRA17-1112
-------------	--------------------

KC approval for South Korea

Certificate	MSIP-CRI-PCK-2901541
-------------	----------------------

KC-s

Certificate	KTL 20-KA4BO-0146X
-------------	--------------------

Wireless approval Taiwan, NCC

Certificate	CCAJ18LP1990T7
-------------	----------------

Wireless approval United Arab Emirates, TRA

Certificate	ER0126713
-------------	-----------

Corrosive gas test

Wireless module - RAD-2400-IFS



2901541

<https://www.phoenixcontact.com/pc/products/2901541>

Identification	ISA-S71.04-1985 G3 Harsh Group A
----------------	----------------------------------

EMC data

Electromagnetic compatibility	Conformance with EMC Directive 2014/30/EU
-------------------------------	---

Electrostatic discharge

Standards/regulations	EN 61000-4-2
-----------------------	--------------

Electrostatic discharge

Contact discharge	± 6 kV (Test Level 3)
Discharge in air	± 8 kV (Test Level 3)
Indirect discharge	± 6 kV
Comments	Criterion B

Electromagnetic HF field

Standards/regulations	EN 61000-4-3
-----------------------	--------------

Electromagnetic HF field

Frequency range	26 MHz ... 3 GHz (Test Level 3)
Field intensity	10 V/m
Comments	Criterion A

Fast transients (burst)

Standards/regulations	EN 61000-4-4
-----------------------	--------------

Fast transients (burst)

Input	± 2 kV (Test Level 3)
Signal	± 2 kV
Comments	Criterion B

Surge current load (surge)

Standards/regulations	EN 61000-4-5
-----------------------	--------------

Surge current load (surge)

Input	± 0.5 kV (symmetrical) ± 1 kV (asymmetrical)
Signal	± 1 kV (asymmetrical)
Comments	Criterion B

Conducted interference

Standards/regulations	EN 61000-4-6
-----------------------	--------------

Conducted interference

Frequency range	0.15 MHz ... 80 MHz
Comments	Criterion A
Voltage	10 V

Emitted interference

Emitted radio interference in acc. with EN 55011	EN 55016-2-3 Class A industrial applications
--	--

Wireless module - RAD-2400-IFS



2901541

<https://www.phoenixcontact.com/pc/products/2901541>

Criterion A	Normal operating behavior within the specified limits.
Criterion B	Temporary impairment to operational behavior that is corrected by the device itself.

Standards and regulations

Standards/specifications	EN 60079-0
Standards/specifications	EN-60079-15
Standards/specifications	EN 300328
	EN 61000-6-4
	EN 61000-6-2
	EN 50371
	EN 60950-1

Mounting

Mounting type	DIN rail mounting
Assembly instructions	on standard DIN rail NS 35 in accordance with EN 60715

Wireless module - RAD-2400-IFS

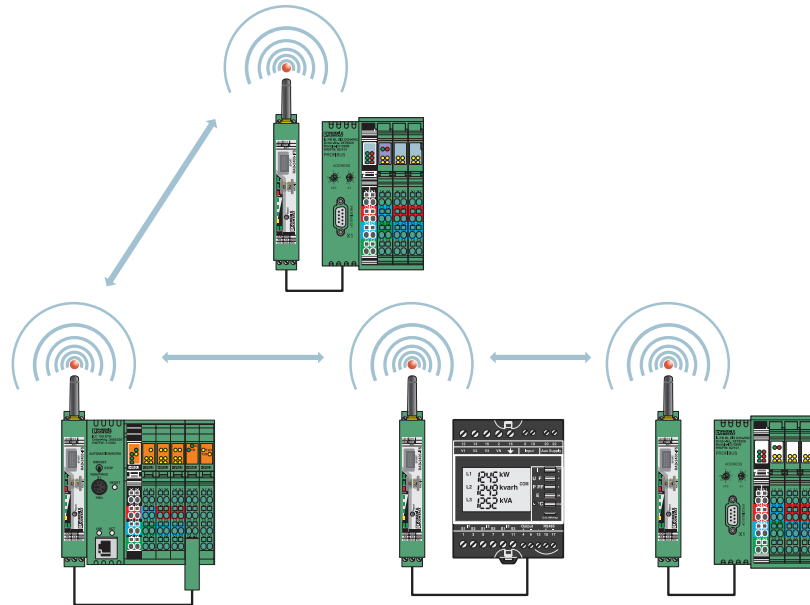
2901541

<https://www.phoenixcontact.com/pc/products/2901541>



Drawings

Application drawing



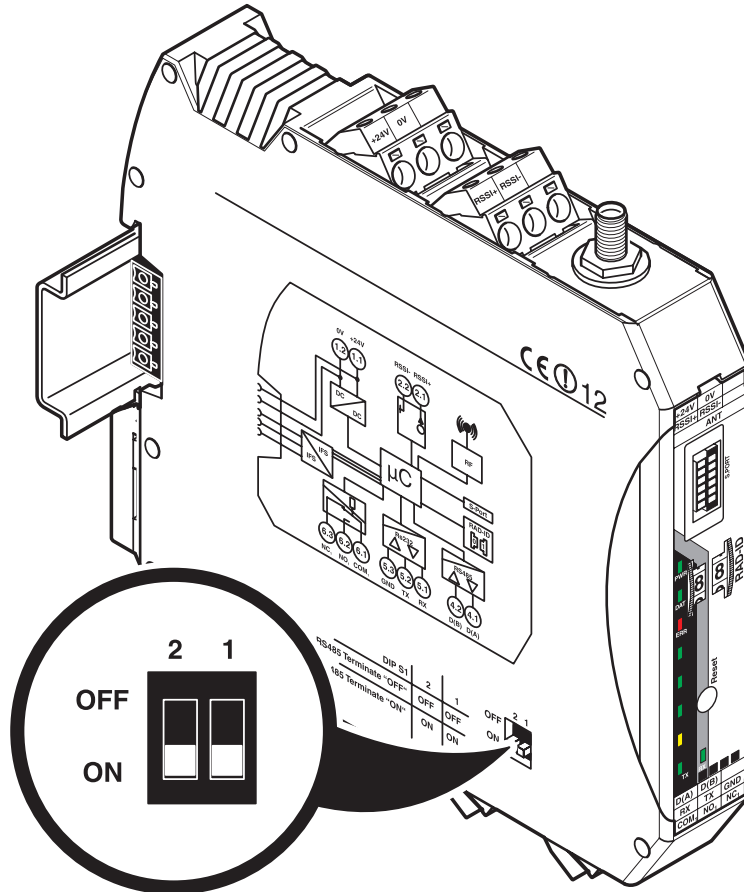
Serial data mode

Wireless module - RAD-2400-IFS

2901541

<https://www.phoenixcontact.com/pc/products/2901541>

Schematic diagram



DIP switches

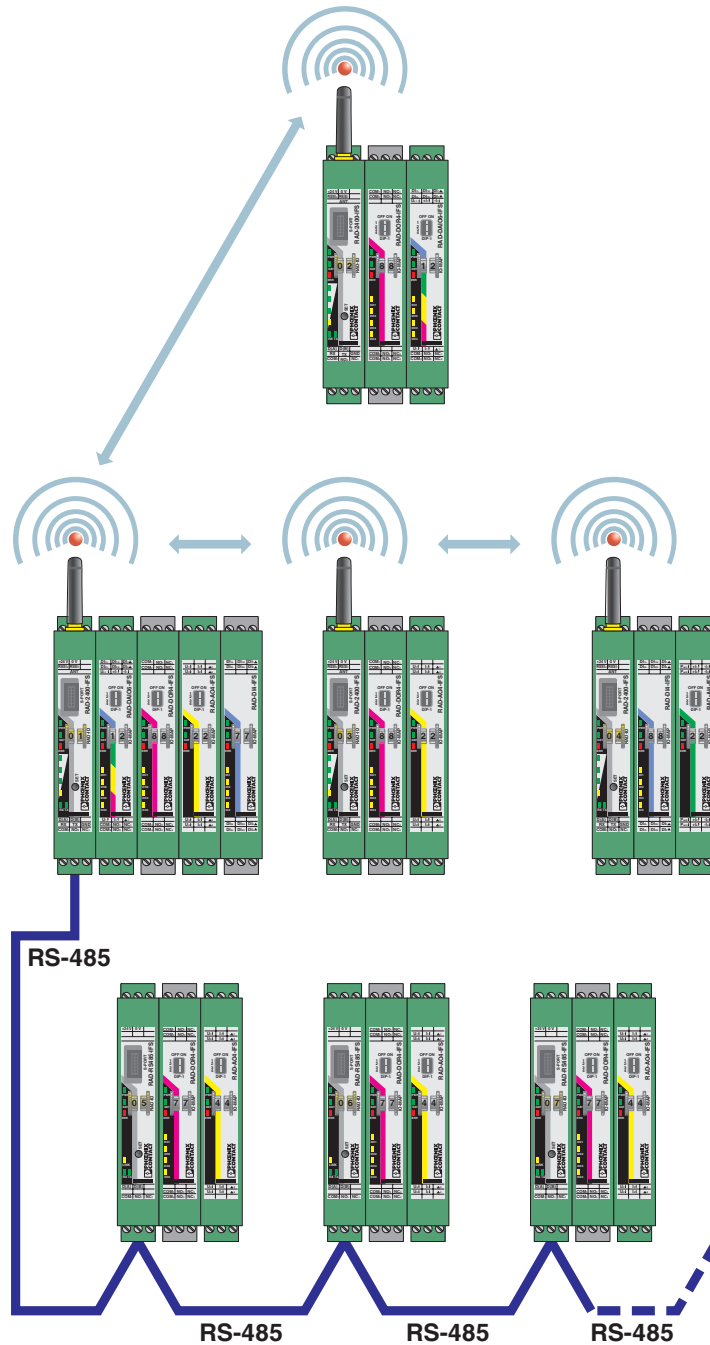
Wireless module - RAD-2400-IFS

2901541

<https://www.phoenixcontact.com/pc/products/2901541>



Functional drawing



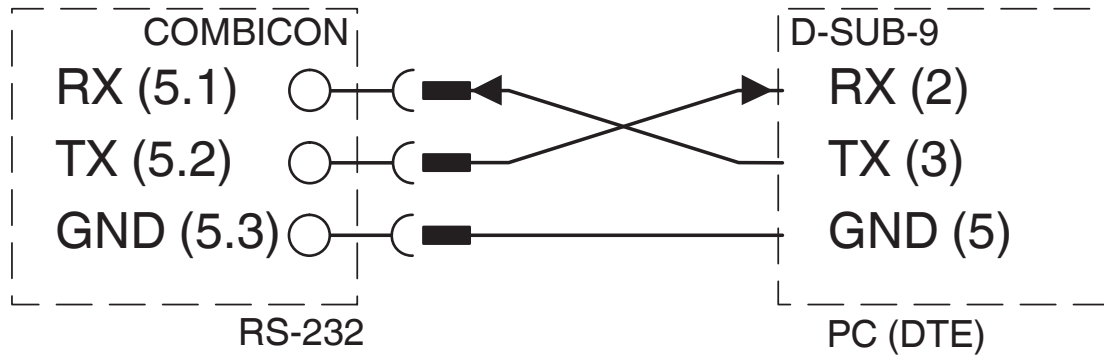
I/O-to-I/O, wireless, and RS-485

Wireless module - RAD-2400-IFS

2901541

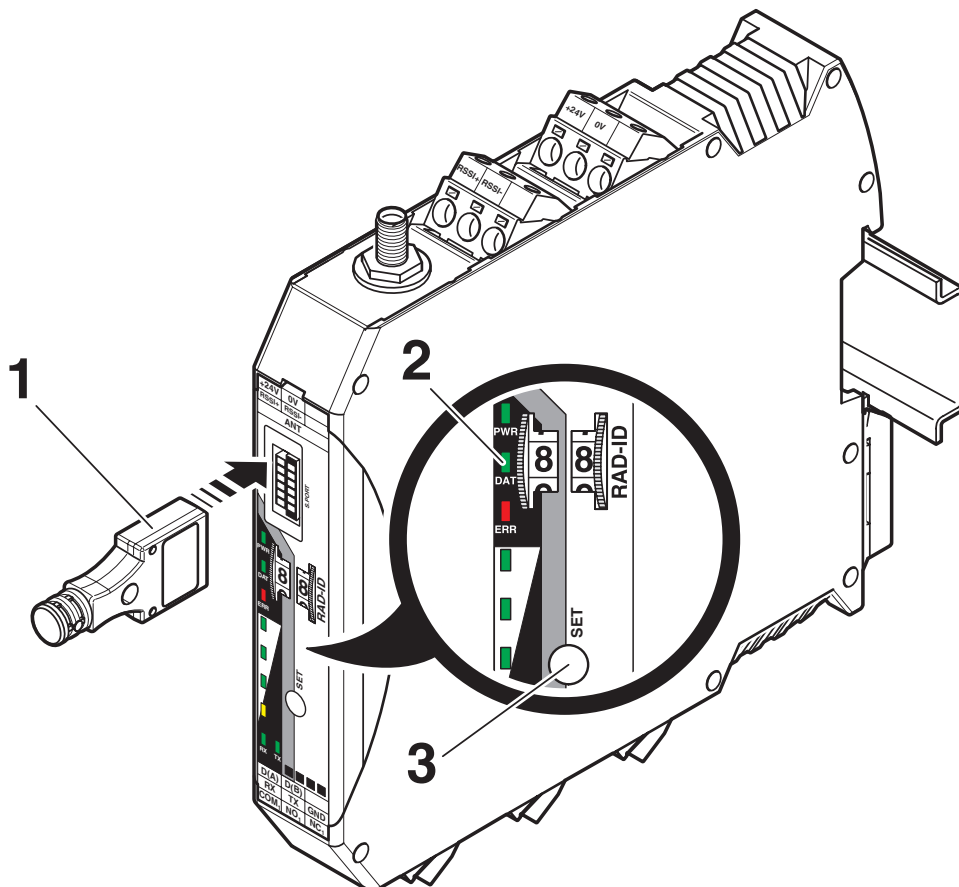
<https://www.phoenixcontact.com/pc/products/2901541>

Connection diagram



RS-232 connection

Schematic diagram



Configuration via CONFSTICK

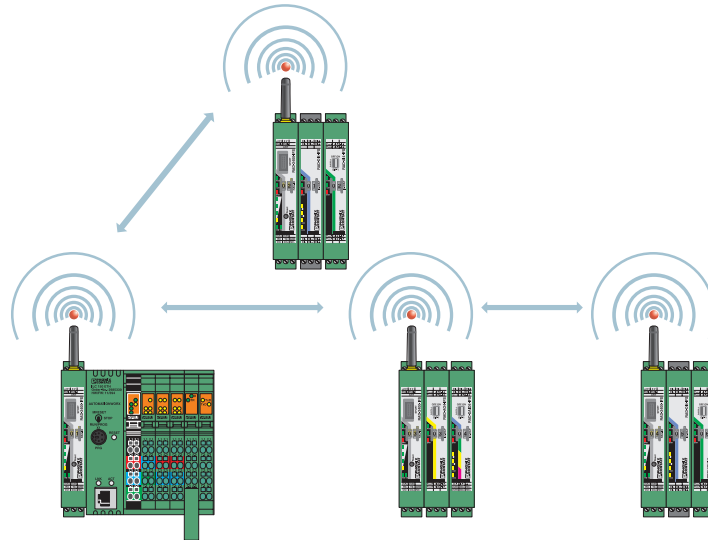
Wireless module - RAD-2400-IFS

2901541

<https://www.phoenixcontact.com/pc/products/2901541>

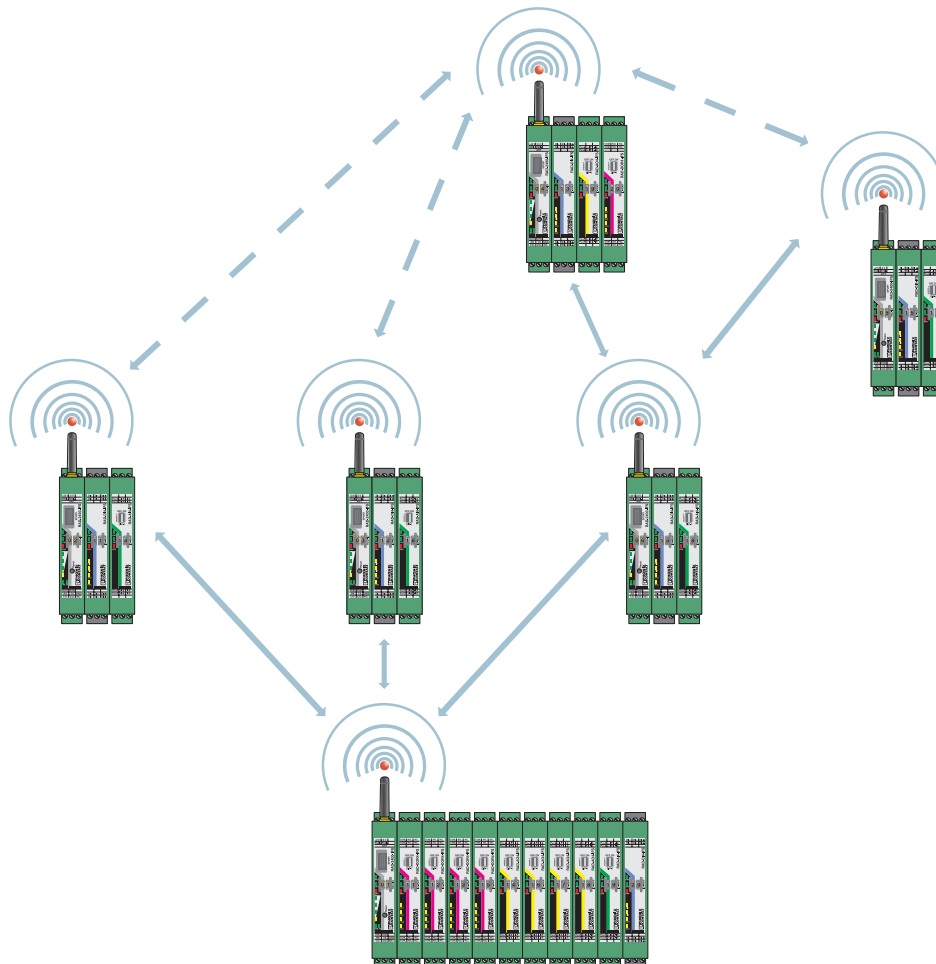


Application drawing



Wireless module in PLC/Modbus RTU mode

Application drawing



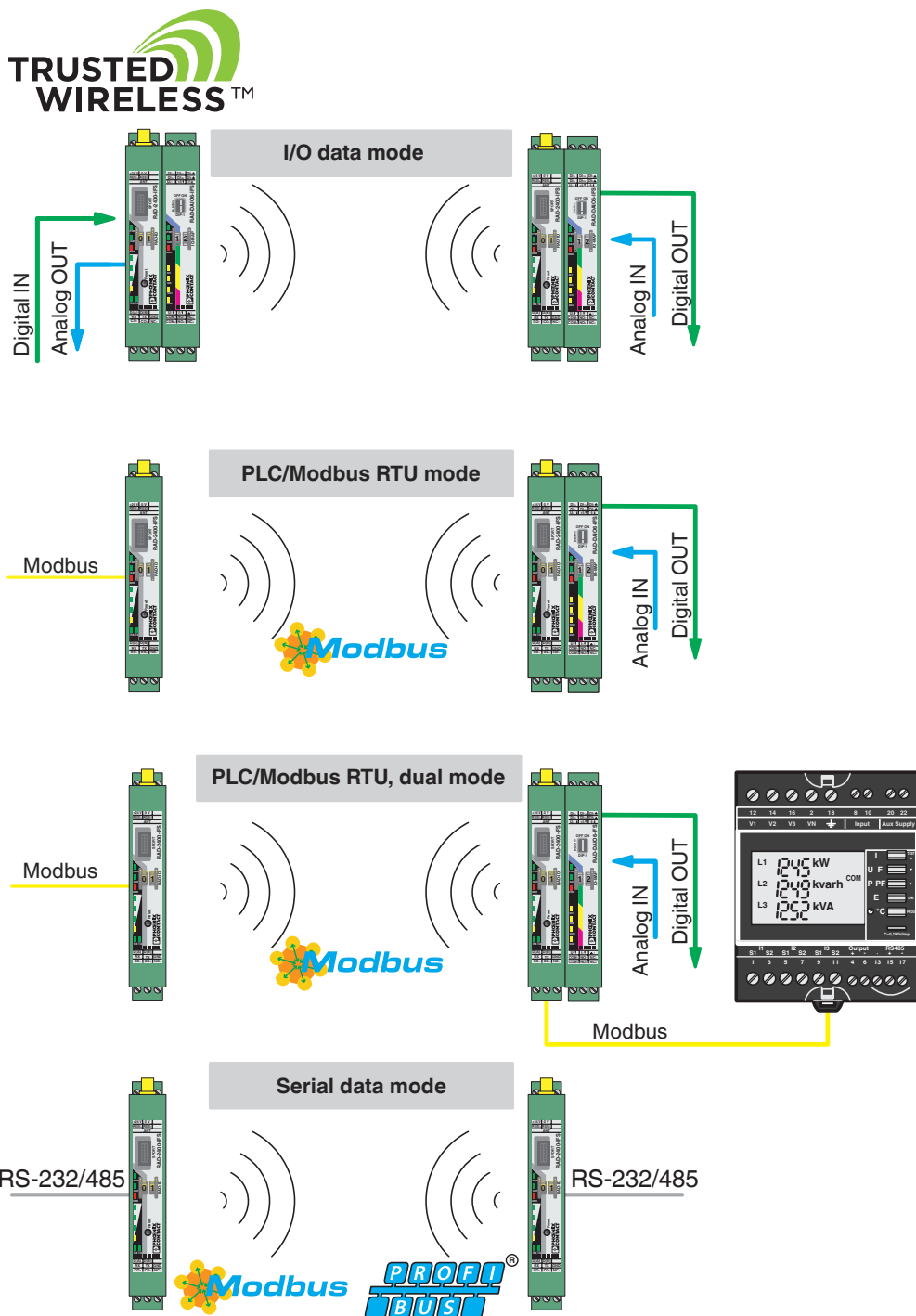
Wireless module in I/O data mode

Wireless module - RAD-2400-IFS

2901541

<https://www.phoenixcontact.com/pc/products/2901541>

Application drawing

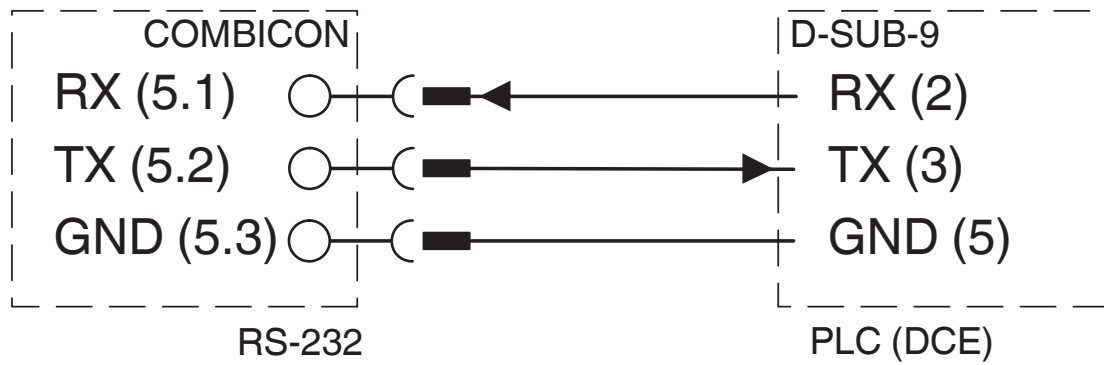


Operating modes

2901541

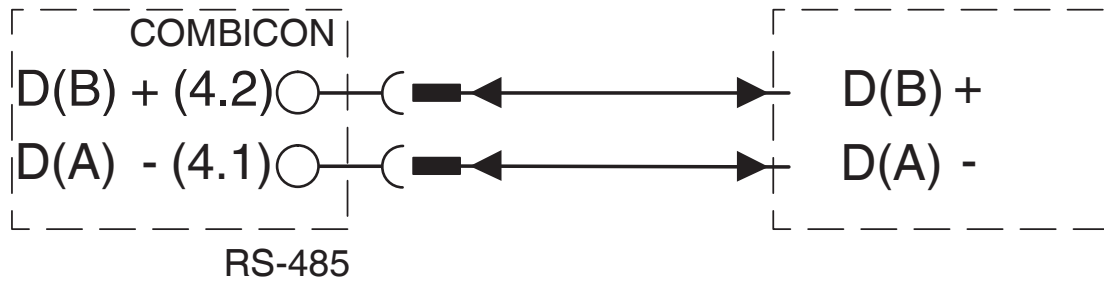
<https://www.phoenixcontact.com/pc/products/2901541>

Connection diagram



RS-232 connection

Connection diagram



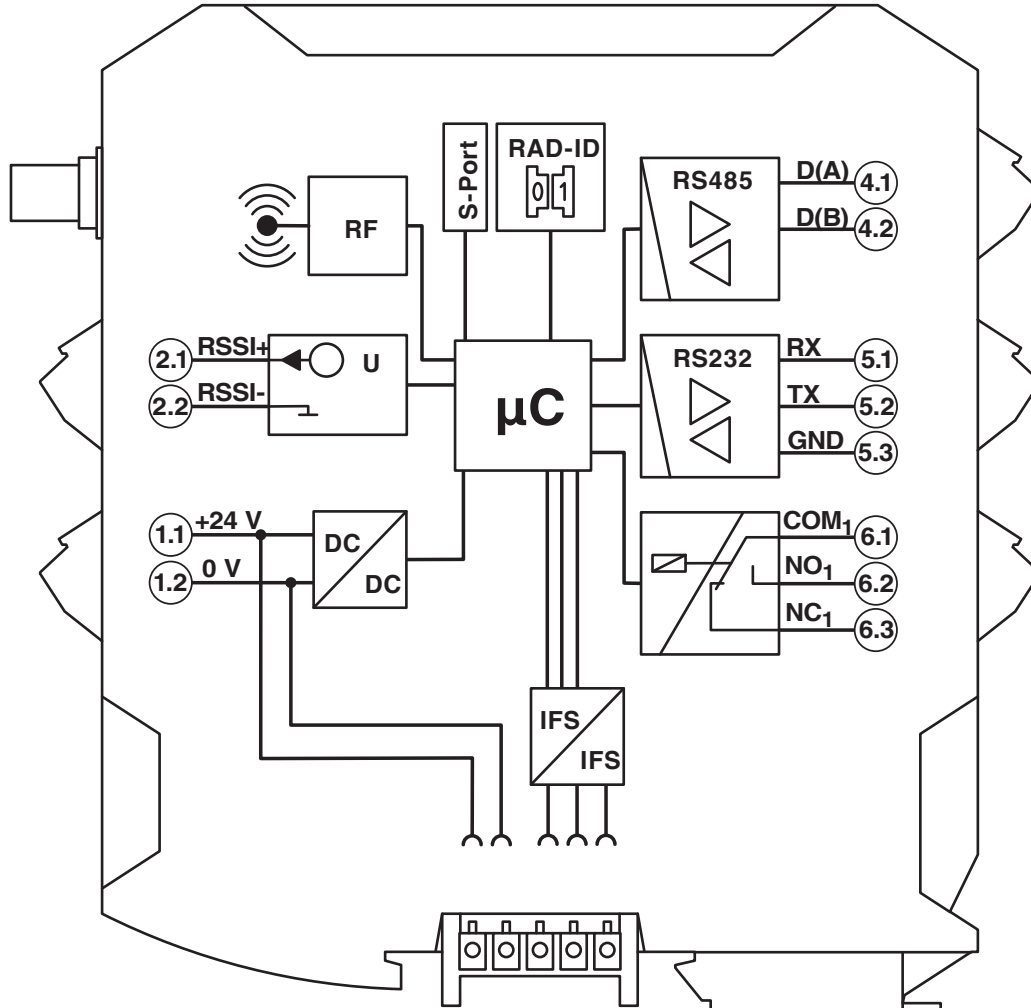
RS-485 connection

Wireless module - RAD-2400-IFS

2901541

<https://www.phoenixcontact.com/pc/products/2901541>

Circuit diagram



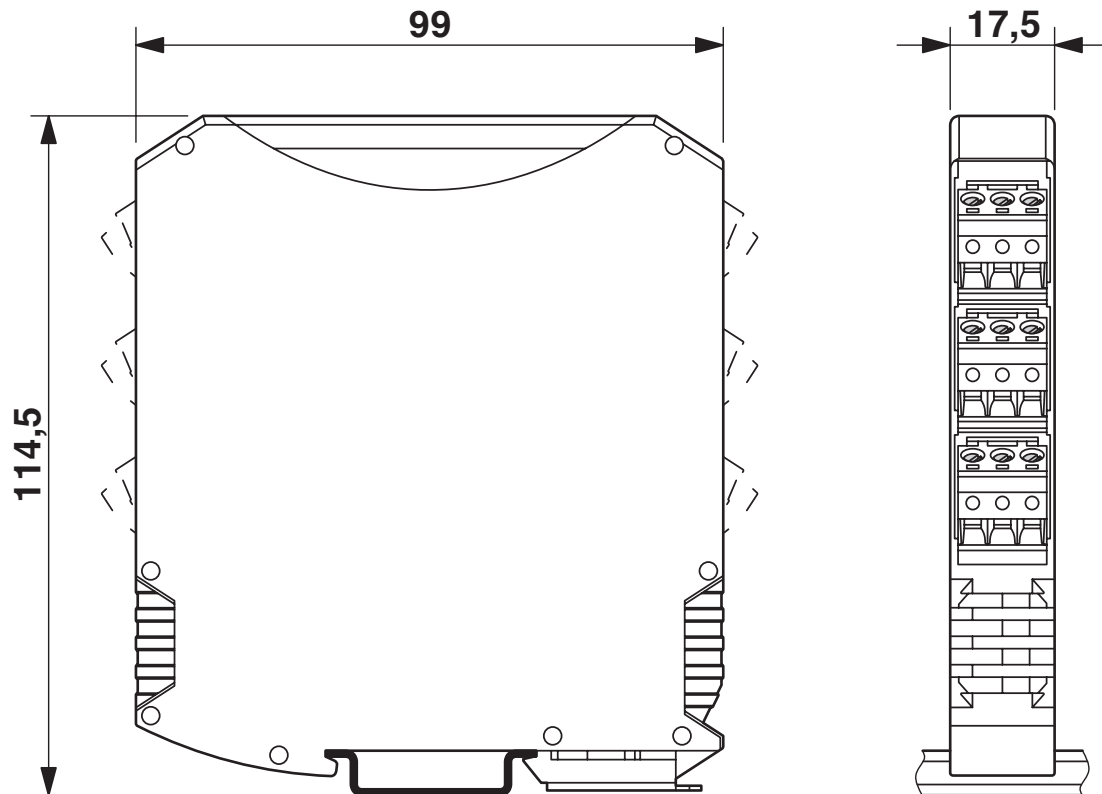
Wireless module - RAD-2400-IFS

2901541

<https://www.phoenixcontact.com/pc/products/2901541>



Dimensional drawing



Slim design

Wireless module - RAD-2400-IFS



2901541

<https://www.phoenixcontact.com/pc/products/2901541>

Approvals



UL Listed

Approval ID: FILE E 238705



cUL Listed

Approval ID: FILE E 238705



KC

Approval ID: MSIP-CRI-PCK-2901541

NOM

Approval ID: RCPPHRA17-1112



cUL Listed

Approval ID: FILE E 238705



UL Listed

Approval ID: FILE E 238705

ANATEL

Approval ID: 06279-19-06497



KC

Approval ID: MSIP-CRI-PCK-2901541

NOM

Approval ID: RCPPHRA17-1112



KC

Approval ID: MSIP-CRI-PCK-2901541



cUL Listed

Approval ID: FILE E 238705

ANATEL

Approval ID: 06279-19-06497

Wireless module - RAD-2400-IFS



2901541

<https://www.phoenixcontact.com/pc/products/2901541>

NOM

Approval ID: RCPPHRA17-1112



UL Listed

Approval ID: FILE E 238705



IECEx

Approval ID: IECEx IBE 13.0019X



cUL Listed

Approval ID: FILE E 196811



UL Listed

Approval ID: FILE E 196811



ATEX

Approval ID: IBExU 15 ATEX B008 X



EAC Ex

Approval ID: RU*HB49.B00033/20



UL Listed

Approval ID: FILE E 196811



cUL Listed

Approval ID: FILE E 196811



IECEx

Approval ID: IECEx IBE 13.0019X

KC-s

Approval ID: 20-KA4BO-0146X



ATEX

Approval ID: IBExU 15 ATEX B008 X

Wireless module - RAD-2400-IFS



2901541

<https://www.phoenixcontact.com/pc/products/2901541>



EAC Ex

Approval ID: RU*HB49.B00033/20



IEC Ex

Approval ID: IECEx IBE 13.0019X



cUL Listed

Approval ID: FILE E 196811



UL Listed

Approval ID: FILE E 196811



ATEX

Approval ID: IBExU 15 ATEX B008 X

KC-s

Approval ID: 20-KA4BO-0146X

cULus Listed

cULus Listed

Wireless module - RAD-2400-IFS



2901541

<https://www.phoenixcontact.com/pc/products/2901541>

Classifications

ECLASS

ECLASS-9.0	19179290
ECLASS-10.0.1	19179290
ECLASS-11.0	19170501

ETIM

ETIM 8.0	EC000816
----------	----------

UNSPSC

UNSPSC 21.0	43222600
-------------	----------

Wireless module - RAD-2400-IFS



2901541

<https://www.phoenixcontact.com/pc/products/2901541>

Environmental Product Compliance

REACH SVHC	Lead 7439-92-1
China RoHS	Environmentally Friendly Use Period = 50 years
	For information on hazardous substances, refer to the manufacturer's declaration available under "Downloads"

Wireless module - RAD-2400-IFS

2901541

<https://www.phoenixcontact.com/pc/products/2901541>



Accessories

Wireless module

Wireless module - RAD-RUGGED-BOX-CONF - 1091638

<https://www.phoenixcontact.com/pc/products/1091638>



Radioline switchgear and controlgear assembly in impact-proof IP66 outdoor housing with universal power supply 100...240 V AC, surge protection and antenna feedthrough. Type of wireless module (frequency band), type and number of I/O extension modules are configurable.

Communication module

Communication module - RAD-RS485-IFS - 2702184

<https://www.phoenixcontact.com/pc/products/2702184>



Radioline - RS-485 multipoint multiplexer, can be extended with I/O modules, can be used as Modbus/RTU bus coupler or can be combined with Radioline wireless system, up to 99 stations, range of up to 1.2 km on in-house copper cables

Wireless module - RAD-2400-IFS

2901541

<https://www.phoenixcontact.com/pc/products/2901541>

I/O extension module

I/O extension module - RAD-DAIO6-IFS - 2901533

<https://www.phoenixcontact.com/pc/products/2901533>



Radioline - I/O extension module, 2 digital inputs and outputs (0 ... 250 V AC/DC) and 1 analog input (0/4 ... 20 mA) and output (0/4 ... 20 mA, 0 ... 10 V)

I/O extension module

I/O extension module - RAD-DI4-IFS - 2901535

<https://www.phoenixcontact.com/pc/products/2901535>



Radioline - I/O extension module, 4 digital inputs (0 ... 250 V AC/DC)

Wireless module - RAD-2400-IFS

2901541

<https://www.phoenixcontact.com/pc/products/2901541>

I/O extension module

I/O extension module - RAD-DOR4-IFS - 2901536

<https://www.phoenixcontact.com/pc/products/2901536>



Radioline - I/O extension module, 4 digital relay outputs (5 A, 250 V AC/DC)

I/O extension module

I/O extension module - RAD-DI8-IFS - 2901539

<https://www.phoenixcontact.com/pc/products/2901539>



Radioline - I/O extension module, 8 digital inputs (0 ... 30.5 V DC) or 2 pulse inputs up to 100 Hz

Wireless module - RAD-2400-IFS

2901541

<https://www.phoenixcontact.com/pc/products/2901541>

I/O extension module

I/O extension module - RAD-NAM4-IFS - 2316275

<https://www.phoenixcontact.com/pc/products/2316275>



Radioline - I/O extension module, 4 NAMUR digital input module used in Radioline and PROFIBUS PA MUX I/O systems. Fulfills the NAMUR proximity sensor standard EN 60947-5-6, and communication to the head stations for Radioline systems and the FB-MUX/HS...PA via the T-BUS connector installed on the DIN rail. This module has channel-to-channel isolation.

I/O extension module

I/O extension module - RAD-DO8-IFS - 2902811

<https://www.phoenixcontact.com/pc/products/2902811>



Radioline - I/O extension module, 8 digital transistor outputs (30.5 V DC/200 mA)

Wireless module - RAD-2400-IFS

2901541

<https://www.phoenixcontact.com/pc/products/2901541>

I/O extension module

I/O extension module - RAD-AI4-IFS - 2901537

<https://www.phoenixcontact.com/pc/products/2901537>



Radioline - I/O extension module, 4 analog current inputs (0/4 mA ... 20 mA)

I/O extension module

I/O extension module - RAD-AI4-U-IFS - 2702290

<https://www.phoenixcontact.com/pc/products/2702290>



Radioline - I/O extension module, 4 analog voltage inputs (0 ... 5 V, 0 ... 10 V)

Wireless module - RAD-2400-IFS

2901541

<https://www.phoenixcontact.com/pc/products/2901541>

I/O extension module

I/O extension module - RAD-AO4-IFS - 2901538

<https://www.phoenixcontact.com/pc/products/2901538>



Radioline - I/O extension module, 4 analog current or voltage outputs (0/4 mA ... 20 mA, 0 V ... 10 V)

I/O extension module

I/O extension module - RAD-PT100-4-IFS - 2904035

<https://www.phoenixcontact.com/pc/products/2904035>



Radioline - I/O extension module, 4 Pt 100 inputs (-50°C ... +250°C / -58 °F ... 482 °F)

Wireless module - RAD-2400-IFS


2901541

<https://www.phoenixcontact.com/pc/products/2901541>

DIN rail bus connectors

DIN rail bus connectors - ME 17,5 TBUS 1,5/ 5-ST-3,81 GN - 2709561

<https://www.phoenixcontact.com/pc/products/2709561>



DIN rail connector for DIN rail mounting. Universal for TBUS housing. Gold-plated contacts, 5-pos.

Configuration memory

Configuration memory - RAD-CONF-RF3 - 2902814

<https://www.phoenixcontact.com/pc/products/2902814>



Radioline - configuration stick for easy and safe network addressing for the 2.4 GHz wireless module (RAD-2400-...), unique network ID, RF band 3

Wireless module - RAD-2400-IFS

2901541

<https://www.phoenixcontact.com/pc/products/2901541>

Configuration memory

Configuration memory - RAD-CONF-RF5 - 2902815

<https://www.phoenixcontact.com/pc/products/2902815>



Radioline - configuration stick for easy and safe network addressing for the 2.4 GHz wireless module (RAD-2400-...), unique network ID, RF band 5

Configuration memory

Configuration memory - RAD-CONF-RF7 - 2902816

<https://www.phoenixcontact.com/pc/products/2902816>



Radioline - configuration stick for easy and safe network addressing for the 2.4 GHz wireless module (RAD-2400-...), unique network ID, RF band 7

Wireless module - RAD-2400-IFS

2901541

<https://www.phoenixcontact.com/pc/products/2901541>



Configuration memory

Configuration memory - RAD-MEMORY - 2902828

<https://www.phoenixcontact.com/pc/products/2902828>



Radioline - memory stick for saving custom configuration data

Cable for programming

Cable for programming - RAD-CABLE-USB - 2903447

<https://www.phoenixcontact.com/pc/products/2903447>



Radioline - USB data cable for communication between the PC and Radioline devices, energy supply for diagnostics and configuration via the USB port of the PC, cable length: 2 m / 6.5 ft

Wireless module - RAD-2400-IFS

2901541

<https://www.phoenixcontact.com/pc/products/2901541>



Shield connection clamp

Shield connection clamp - SKS 8-SNS35 - 3062786

<https://www.phoenixcontact.com/pc/products/3062786>

Shield connection terminal block, for applying the shield to busbars



Power supply unit

Power supply unit - QUINT4-SYS-PS/1AC/24DC/2.5/SC - 2904614

<https://www.phoenixcontact.com/pc/products/2904614>

Primary-switched power supply unit, QUINT POWER, Screw connection, DIN rail mounting, input: 1-phase, output: 24 V DC / 2.5 A



Wireless module - RAD-2400-IFS

2901541

<https://www.phoenixcontact.com/pc/products/2901541>



Interface converters

Interface converters - FL COMSERVER UNI 232/422/485 - 2313452

<https://www.phoenixcontact.com/pc/products/2313452>



Second generation FL COMSERVER UNI..., serial device server for converting a serial 232/422/485 interface to Ethernet, supports TCP, UDP, Modbus gateway, and PPP applications, incl. COM port redirector software and user documentation

Interface converters

Interface converters - GW PN/MODBUS 1E/1DB9 - 1105707

<https://www.phoenixcontact.com/pc/products/1105707>



The GW PN/MODBUS... enables two-way communication between PROFINET and Modbus protocols. Includes one RJ45 port and one D-SUB 9 port.

Wireless module - RAD-2400-IFS

2901541

<https://www.phoenixcontact.com/pc/products/2901541>

Surge protection device

Surge protection device - TTC-6P-3-HF-F-M-12DC-PT-I - 2906796

<https://www.phoenixcontact.com/pc/products/2906796>



Surge protection, consisting of protective plug and base element, with integrated status indicator and knife disconnection for three signal wires with common reference potential. For HF applications and telecommunications interfaces without supply voltage. Indirect grounding via gas discharge tube, Ex e approval for zone 2.

Antenna

Antenna - ANT-OMNI-2459-04 - 1284780

<https://www.phoenixcontact.com/pc/products/1284780>



Multiband omnidirectional antenna for freely mobile applications, compact design, frequency band: 2.4 GHz / 5 GHz / 6 GHz, gain: 2.0 dBi / 2.5 dBi / 3.0 dBi, degree of protection: IP68/IP69K, shock- and vibration-resistant, connection: N (male)

Wireless module - RAD-2400-IFS

2901541

<https://www.phoenixcontact.com/pc/products/2901541>

Antenna

Antenna - RAD-ISM-2400-ANT-OMNI-2-1-RSMA - 2701362

<https://www.phoenixcontact.com/pc/products/2701362>



Omnidirectional antenna for wall mounting, frequency band: 2.4 GHz, gain: 2 dBi, degree of protection: IP65, connection: RSMA (male), incl. 1.5 m connecting cable, mounting bracket, and mounting material

Antenna

Antenna - RAD-ISM-2400-ANT-VAN-3-0-RSMA - 2701358

<https://www.phoenixcontact.com/pc/products/2701358>



Omnidirectional antenna with protection against vandalism for control cabinet mounting, frequency band: 2.4 GHz, gain: 3 dBi, degree of protection: IP55, shockproof: IK08, connection: RSMA (male), incl. 1.5 m connecting cable

Wireless module - RAD-2400-IFS

2901541

<https://www.phoenixcontact.com/pc/products/2901541>

Antenna

Antenna - RAD-ISM-2459-ANT-FOOD-6-0-N - 2702898

<https://www.phoenixcontact.com/pc/products/2702898>



Multiband omnidirectional antenna with protection against vandalism for control cabinet mounting, frequency band: 2.4 GHz / 5 GHz / 6 GHz, gain: 6 dBi / 8 dBi / 8 dBi, degree of protection: IP68, shockproof: IK08, resistant to cleaning agents, shock- and vibration-resistant, connection: N (female)

Antenna

Antenna - ANT-OMNI-0671-02 - 1396318

<https://www.phoenixcontact.com/pc/products/1396318>



Multiband omnidirectional antenna with protection against vandalism for control cabinet mounting, frequency band: 0.6 GHz ... 7.1 GHz, gain: 2 dBi ... 4 dBi, degree of protection: IP67, shockproof: IK10, seawater-resistant, connection: N (female)

Wireless module - RAD-2400-IFS

2901541

<https://www.phoenixcontact.com/pc/products/2901541>

Antenna

Antenna - ANT-OMNI-0671-01 - 1396316

<https://www.phoenixcontact.com/pc/products/1396316>



Multiband omnidirectional antenna for wall or mast mounting, 0.6 GHz ... 7.1 GHz, gain: 1 dBi ... 3 dBi, degree of protection: IP67, seawater-resistant, connection: N (female), incl. mounting bracket and mast clamps

Antenna

Antenna - RAD-ISM-2400-ANT-OMNI-6-0 - 2885919

<https://www.phoenixcontact.com/pc/products/2885919>



Omnidirectional antenna for wall or mast mounting, 2.4 GHz, gain: 6 dBi, degree of protection: IP67, saltwater-resistant, shock- and vibration-resistant, connection: N (female), incl. mounting bracket and mast clamps, ATEX and IECEx approval

Wireless module - RAD-2400-IFS

2901541

<https://www.phoenixcontact.com/pc/products/2901541>

Antenna

Antenna - ANT-DIR-2459-01 - 2701186

<https://www.phoenixcontact.com/pc/products/2701186>

Directional antenna for wall or mast mounting, 2.4 GHz / 5 GHz, gain: 9 dBi, degree of protection: IP67, shockproof: IK06, saltwater-resistant, connection: N (female), incl. mounting bracket and mast clamps, ATEX and IECEx approval



Antenna cable

Antenna cable - RAD-PIG-EF316-N-RSMA - 2701402

<https://www.phoenixcontact.com/pc/products/2701402>

Antenna cable for control cabinet feed-through, outside diameter: 3.2 mm (0.126 in.), inner conductor: stranded, attenuation: 0.6 / 0.9 / 1.4 dB at 0.9 / 2.4 / 5.8 GHz, connection: N (female) -> RSMA (male), cable length: 0.5 m (1.6 ft.)



Wireless module - RAD-2400-IFS

2901541

<https://www.phoenixcontact.com/pc/products/2901541>

Antenna cable

Antenna cable - RAD-PIG-RSMA/N-0.5 - 2903263

<https://www.phoenixcontact.com/pc/products/2903263>



Antenna cable, outside diameter: 5 mm (0.2 in.), inner conductor: solid, attenuation: 0.4 / 0.5 / 0.6 dB at 0.9 / 2.4 / 5.8 GHz, connection: N (male) -> RSMA (male), cable length: 0.5 m (1.6 ft.)

Antenna cable

Antenna cable - RAD-PIG-RSMA/N-1 - 2903264

<https://www.phoenixcontact.com/pc/products/2903264>



Antenna cable, outside diameter: 5 mm (0.2 in.), inner conductor: solid, attenuation: 0.5 / 0.8 / 1.1 dB at 0.9 / 2.4 / 5.8 GHz, connection: N (male) -> RSMA (male), cable length: 1 m (3.3 ft.)

Wireless module - RAD-2400-IFS

2901541

<https://www.phoenixcontact.com/pc/products/2901541>

Antenna cable

Antenna cable - RAD-PIG-RSMA/N-2 - 2903265

<https://www.phoenixcontact.com/pc/products/2903265>



Antenna cable, outside diameter: 5 mm (0.2 in.), inner conductor: solid, attenuation: 0.9 / 1.3 / 2.0 dB at 0.9 / 2.4 / 5.8 GHz, connection: N (male) -> RSMA (male), cable length: 2 m (6.5 ft.)

Antenna cable

Antenna cable - RAD-PIG-RSMA/N-3 - 2903266

<https://www.phoenixcontact.com/pc/products/2903266>



Antenna cable, outside diameter: 5 mm (0.2 in.), inner conductor: solid, attenuation: 1.2 / 2.0 / 3.0 dB at 0.9 / 2.4 / 5.8 GHz, connection: N (male) -> RSMA (male), cable length: 3 m (10 ft.)

Wireless module - RAD-2400-IFS

2901541

<https://www.phoenixcontact.com/pc/products/2901541>

Antenna cable

Antenna cable - RAD-PIG-RSMA/N-5 - 2702140

<https://www.phoenixcontact.com/pc/products/2702140>



Antenna cable, outside diameter: 5 mm (0.2 in.), inner conductor: solid, attenuation: 2.0 / 3.3 / 4.8 dB at 0.9 / 2.4 / 5.8 GHz, connection: N (male) -> RSMA (male), cable length: 5 m (16 ft.)

Antenna cable

Antenna cable - FL LCX PIG-EF142-N-N - 2700677

<https://www.phoenixcontact.com/pc/products/2700677>



Antenna cable, outside diameter: 5 mm (0.2 in.), inner conductor: stranded, attenuation: 0.3 / 0.5 / 0.8 dB at 0.9 / 2.4 / 5.8 GHz, connection: 2 x N (male), cable length: 0.5 m (1.6 ft.)

Wireless module - RAD-2400-IFS

2901541

<https://www.phoenixcontact.com/pc/products/2901541>

Antenna cable

Antenna cable - RAD-CAB-EF393- 3M - 2867649

<https://www.phoenixcontact.com/pc/products/2867649>



Antenna cable, outside diameter: 10 mm (0.4 in.), inner conductor: stranded, attenuation: 1.0 / 1.8 / 3.1 dB at 0.9 / 2.4 / 5.8 GHz, connection: 2 x N (male), cable length: 3 m (10 ft.)

Antenna cable

Antenna cable - RAD-CAB-EF393- 5M - 2867652

<https://www.phoenixcontact.com/pc/products/2867652>



Antenna cable, outside diameter: 10 mm (0.4 in.), inner conductor: stranded, attenuation: 1.6 / 2.9 / 5.0 dB at 0.9 / 2.4 / 5.8 GHz, connection: 2 x N (male), cable length: 5 m (16 ft.)

Wireless module - RAD-2400-IFS

2901541

<https://www.phoenixcontact.com/pc/products/2901541>

Antenna cable

Antenna cable - RAD-CAB-EF393-10M - 2867665

<https://www.phoenixcontact.com/pc/products/2867665>



Antenna cable, outside diameter: 10 mm (0.4 in.), inner conductor: stranded, attenuation: 2.9 / 5.6 / 9.9 dB at 0.9 / 2.4 / 5.8 GHz, connection: 2 x N (male), cable length: 10 m (32 ft.)

Antenna cable

Antenna cable - RAD-CAB-EF393-15M - 2885634

<https://www.phoenixcontact.com/pc/products/2885634>



Antenna cable, outside diameter: 10 mm (0.4 in.), inner conductor: stranded, attenuation: 4.3 / 8.3 / 14.8 dB at 0.9 / 2.4 / 5.8 GHz, connection: 2 x N (male), cable length: 15 m (50 ft.)

Wireless module - RAD-2400-IFS

2901541

<https://www.phoenixcontact.com/pc/products/2901541>



Surge protection device

Surge protection device - CN-LAMBDA/4-5.9-BB - 2838490

<https://www.phoenixcontact.com/pc/products/2838490>



Attachment plug with Lambda/4 technology as surge protection for coaxial signal interfaces. Connection: N connectors socket-socket

Antenna barrier

Antenna barrier - BAR-ANT-N-N-EX - 2702198

<https://www.phoenixcontact.com/pc/products/2702198>



Antenna barrier for control cabinet feed-through, type of protection: Ex i, degree of protection: IP65, barrier installation: Zone 2 / 22, antenna installation: in dust and gas Ex area, frequency range: 0.3 GHz ... 6 GHz, connection: 2 x N (female), ATEX, EAC Ex and IECEx approval

Wireless module - RAD-2400-IFS

2901541

<https://www.phoenixcontact.com/pc/products/2901541>

Adapter

Adapter - RAD-ADP-N/F-N/F - 2867843

<https://www.phoenixcontact.com/pc/products/2867843>

Antenna adapter for control cabinet feed-through, frequency range: 0.3 GHz ... 6 GHz, degree of protection: IP65, connection: 2 x N (female)



Adapter

Adapter - RAD-ADP-RSMA/M-RSMA/F-90 - 2904790

<https://www.phoenixcontact.com/pc/products/2904790>

Antenna adapter, frequency range: 0.3 GHz ... 6 GHz, connection: RSMA (male)
-> RSMA (female), 90° angled



Wireless module - RAD-2400-IFS



2901541

<https://www.phoenixcontact.com/pc/products/2901541>

Antenna splitter

Antenna splitter - RAD-SPL-2-N/N - 2702293

<https://www.phoenixcontact.com/pc/products/2702293>

Antenna splitter, frequency range: 0.3 GHz ... 6 GHz, degree of protection: IP65, connection: 3 x N (female), suitable connection cable for the antenna connection (Item No. 2700677)



Weather protection tape

Weather protection tape - RAD-TAPE-SV-19-3 - 2903182

<https://www.phoenixcontact.com/pc/products/2903182>

Vulcanizing sealing tape for external protection of adapters, cable connections, etc. against the effects of weather, roll length: 3 m



Phoenix Contact 2022 © - all rights reserved
<https://www.phoenixcontact.com>

PHOENIX CONTACT GmbH & Co. KG
Flachsmarktstraße 8
D-32825 Blomberg
+49 (0) 5235-3 00
info@phoenixcontact.com