

PCB connector - PC 4/ 5-ST-7,62

1804933

<https://www.phoenixcontact.com/de/produkte/1804933>

Please be informed that the data shown in this PDF document is generated from our Online Catalog. Please find the complete data in the user documentation. Our General Terms of Use for Downloads are valid.



PCB connector, nominal cross section: 4 mm², color: green, nominal current: 20 A, rated voltage (III/2): 630 V, contact surface: Tin, type of contact: Female connector, number of potentials: 5, number of rows: 1, number of positions: 5, number of connections: 5, product range: PC 4/...-ST, pitch: 7.62 mm, connection method: Screw connection with tension sleeve, screw head form: L Slotted, conductor/PCB connection direction: 0 °, locking clip: - Locking clip, plug-in system: COMBICON PC 4, locking: without, mounting: without, type of packaging: packed in cardboard

Your advantages

- Well-known connection principle allows worldwide use
- Low temperature rise, thanks to maximum contact force
- Allows connection of two conductors
- Integrated double steel spring provides additional safety in the event of temperature and power fluctuations

PCB connector - PC 4/ 5-ST-7,62



1804933

<https://www.phoenixcontact.com/de/produkte/1804933>

Commercial Data

Item number	1804933
Packing unit	50 pc
Minimum order quantity	50 pc
Sales Key	E1 - Leiterplattenanschl.
Product Key	AADAAC
Catalog Page	Page 512 (C-1-2013)
GTIN	4017918046378
Weight per Piece (including packing)	21,297 g
Weight per Piece (excluding packing)	20,48 g
Customs tariff number	85366990
Country of origin	DE

Technical Data

Product properties

Type	Standard
Product line	COMBICON Connectors L
Product type	PCB plug
Number of positions	5
Pitch	7.62 mm
Number of connections	5
Number of rows	1
Mounting flange	without
Number of potentials	5

Electrical properties

Nominal current I_N	20 A
Nominal voltage U_N	630 V
Pollution degree	3
Contact resistance	0.5 mΩ
Rated voltage (III/3)	400 V
Rated surge voltage (III/3)	6 kV
Rated voltage (III/2)	630 V
Rated surge voltage (III/2)	6 kV

Connection data

Connection technology

Type	Standard
Connector system	COMBICON PC 4
Nominal cross section	4 mm ²
Type of contact	Female connector

Interlock

Locking type	without
Mounting flange	without

Conductor connection

Connection method	Screw connection with tension sleeve
Conductor/PCB connection direction	0 °
Conductor cross section solid	0.2 mm ² ... 4 mm ²
Conductor cross section flexible	0.2 mm ² ... 4 mm ²
Conductor cross section AWG	24 ... 10
Conductor cross section flexible, with ferrule without plastic sleeve	0.25 mm ² ... 4 mm ²
Conductor cross section, flexible, with ferrule, with plastic sleeve	0.25 mm ² ... 4 mm ²
2 conductors with same cross section, solid	0.2 mm ² ... 2.5 mm ²

PCB connector - PC 4/ 5-ST-7,62

1804933

<https://www.phoenixcontact.com/de/produkte/1804933>

2 conductors with same cross section, flexible	0.2 mm ² ... 1.5 mm ²
2 conductors with same cross section, flexible, with ferrule without plastic sleeve	0.25 mm ² ... 1.5 mm ²
2 conductors with the same cross section, flexible, with TWIN ferrule with plastic sleeve	0.5 mm ² ... 2.5 mm ²
Cylindrical gauge a x b / diameter	3.6 mm x 3.1 mm / 3.0 mm
Stripping length	7 mm
Torque	0.5 Nm ... 0.6 Nm

Material specifications

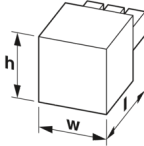
Material data - contact

Note	WEEE/RoHS-compliant, free of whiskers according to IEC 60068-2-82/JEDEC JESD 201
Contact material	Cu alloy
Surface characteristics	hot-dip tin-plated
Metal surface terminal point (top layer)	Tin (4 - 8 µm Sn)
Metal surface contact area (top layer)	Tin (4 - 8 µm Sn)

Material data - housing

Housing color	green (6021)
Insulating material	PA
Insulating material group	I
CTI according to IEC 60112	600
Flammability rating according to UL 94	V0
Glow wire flammability index GWFI according to EN 60695-2-12	850
Glow wire ignition temperature GWIT according to EN 60695-2-13	775
Temperature for the ball pressure test according to EN 60695-10-2	125 °C

Dimensions

Dimensional drawing	
Pitch	7.62 mm
Width [w]	38.08 mm
Height [h]	30.7 mm
Length [l]	78.1 mm
Installed height	18.1 mm

Mounting

Drive form screw head	Slotted (L)
-----------------------	-------------

Notes

Notes on operation	In accordance with IEC 61984, COMBICON connectors have no switching power (COC). During designated use, they must not be plugged in or disconnected when carrying voltage or under load.
--------------------	--

Mechanical tests

Test for conductor damage and slackening

Specification	IEC 60999-1:1999-11
Result	Test passed

Pull-out test

Specification	IEC 60999-1:1999-11
Conductor cross section/conductor type/tractive force setpoint/actual value	0.2 mm ² / solid / > 10 N
	0.2 mm ² / flexible / > 10 N
	4 mm ² / solid / > 60 N
	4 mm ² / flexible / > 60 N

Insertion and withdrawal forces

Result	Test passed
No. of cycles	50
Insertion strength per pos. approx.	8 N
Withdraw strength per pos. approx.	5 N

Torque test

Specification	IEC 60999-1:1999-11
---------------	---------------------

Contact holder in insert

Specification	IEC 60512-15-1:2008-05
Contact holder in insert Requirements >20 N	Test passed

Resistance of inscriptions

Specification	IEC 60068-2-70:1995-12
Result	Test passed

Polarization and coding

Specification	IEC 60512-13-5:2006-02
Result	Test passed

Visual inspection

Specification	IEC 60512-1-1:2002-02
Result	Test passed

Dimension check

Specification	IEC 60512-1-2:2002-02
Result	Test passed

Environmental and real-life conditions

Vibration test

Specification	IEC 60068-2-6:2007-12
Frequency	10 - 150 - 10 Hz
Sweep speed	1 octave/min
Amplitude	0.35 mm (10 - 60.1 Hz)
Sweep speed	5g (60.1 - 150 Hz)
Test duration per axis	2.5 h

Durability test

Specification	IEC 60512-9-1:2010-03
Impulse withstand voltage at sea level	7.3 kV
Contact resistance R ₁	0.5 mΩ
Contact resistance R ₂	0.6 mΩ
Insertion/withdrawal cycles	50

Climatic test

Specification	ISO 6988:1985-02
Corrosive stress	0.2 dm ³ SO ₂ on 300 dm ³ /40 °C/1 cycle
Thermal stress	100 °C/168 h
Power-frequency withstand voltage	3.31 kV

Ambient conditions

Ambient temperature (operation)	-40 °C ... 100 °C (dependent on the derating curve)
Ambient temperature (storage/transport)	-40 °C ... 70 °C
Relative humidity (storage/transport)	30 % ... 70 %
Ambient temperature (assembly)	-5 °C ... 100 °C

Electrical tests

Thermal test | Test group C

Specification	IEC 60512-5-1:2002-02
Tested number of positions	12

Insulation resistance

Specification	IEC 60512-3-1:2002-02
Insulation resistance, neighboring positions	> 5 MΩ

Air clearances and creepage distances |

Specification	IEC 60664-1:2007-04
Insulating material group	I
Comparative tracking index (IEC 60112)	CTI 600
Rated insulation voltage (III/3)	400 V
Rated surge voltage (III/3)	6 kV
minimum clearance value - non-homogenous field (III/3)	5.5 mm

PCB connector - PC 4/ 5-ST-7,62



1804933

<https://www.phoenixcontact.com/de/produkte/1804933>

minimum creepage distance (III/3)	5.5 mm
Rated insulation voltage (III/2)	630 V
Rated surge voltage (III/2)	6 kV
minimum clearance value - non-homogenous field (III/2)	5.5 mm
minimum creepage distance (III/2)	5.5 mm
Rated insulation voltage (II/2)	1000 V
Rated surge voltage (II/2)	6 kV
minimum clearance value - non-homogenous field (II/2)	5.5 mm
minimum creepage distance (II/2)	5.5 mm

Packaging specifications

Type of packaging	packed in cardboard
-------------------	---------------------

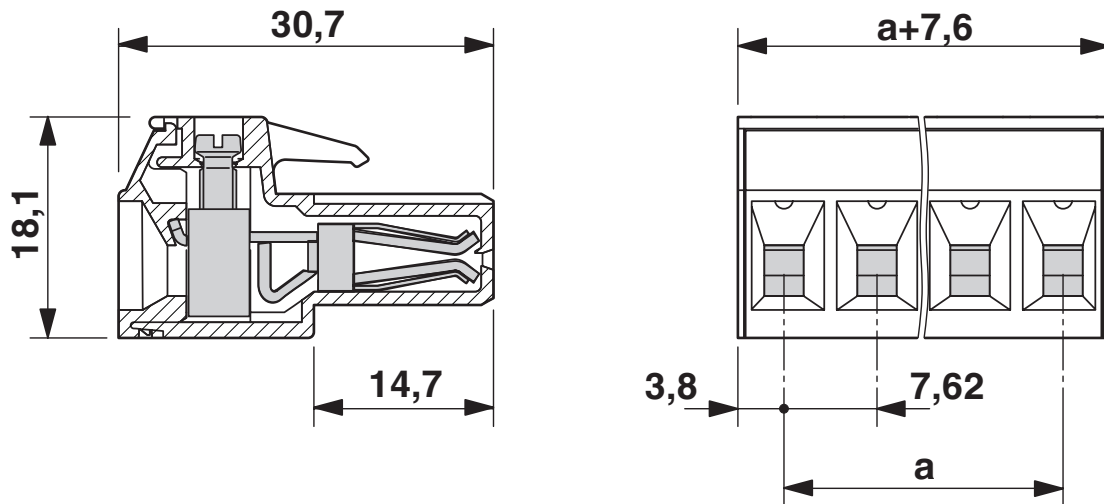
PCB connector - PC 4/ 5-ST-7,62

1804933

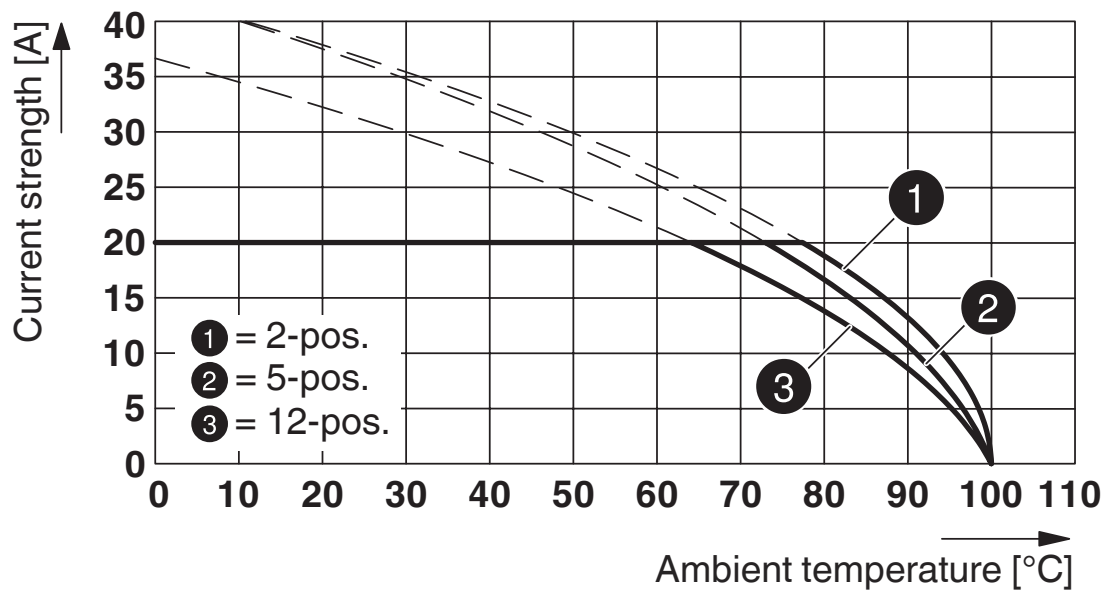
<https://www.phoenixcontact.com/de/produkte/1804933>

Drawings

Dimensional drawing



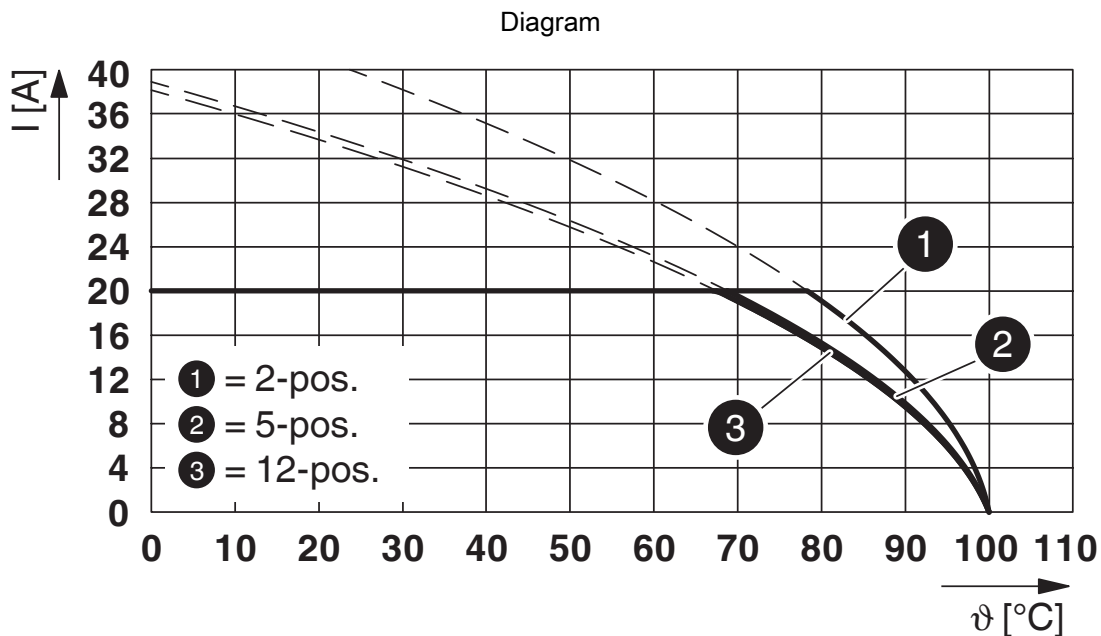
Diagram



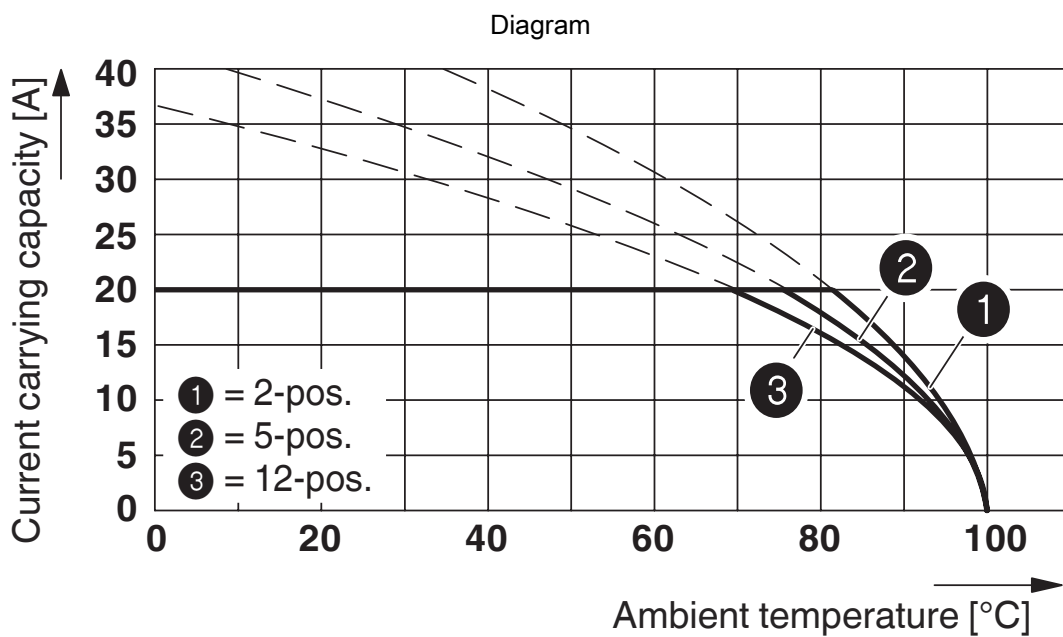
Type: PC 4/...-ST-7,62 with PC 5/...-G-7,62

1804933

<https://www.phoenixcontact.com/de/produkte/1804933>



Type: PC 4/...-ST-7,62 with PC 5/...-GU-7,62

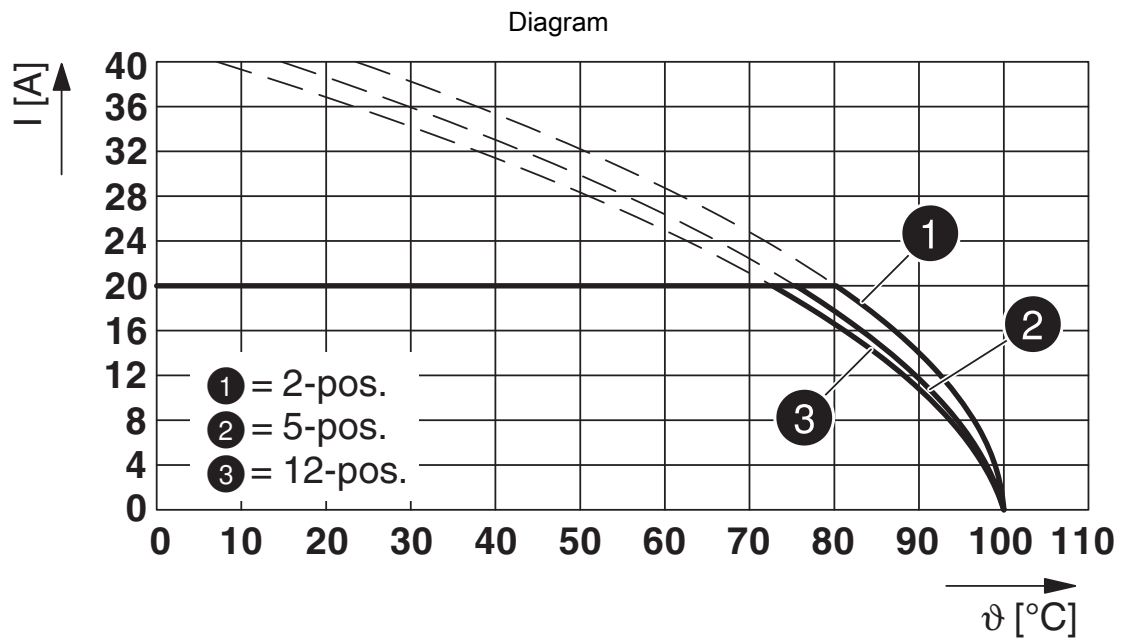


Type: PC 4/...-ST-7,62 with PC 4/...-G-7,62

PCB connector - PC 4/ 5-ST-7,62

1804933

<https://www.phoenixcontact.com/de/produkte/1804933>



Type: PC 4/...-ST-7,62 with PCV 5/...-G-7,62


PCB connector - PC 4/ 5-ST-7,62





1804933

<https://www.phoenixcontact.com/de/produkte/1804933>

Approvals

 CSA Approval ID: 13631				
	Nominal Voltage U_N	Nominal Current I_N	Cross Section AWG	Cross Section mm^2
Use group B	300 V	20 A	28 - 10	-
Use group C	300 V	20 A	28 - 10	-

 EAC Approval ID: B.01687				
--	--	--	--	--

 cULus Recognized Approval ID: E60425-19920722				
	Nominal Voltage U_N	Nominal Current I_N	Cross Section AWG	Cross Section mm^2
Use group B	300 V	30 A	30 - 10	-
Use group C	300 V	30 A	30 - 10	-
Use group D	600 V	5 A	30 - 10	-

 RS Approval ID: 17.00014.272				
--	--	--	--	--

 BV Approval ID: 35433/B0 BV				
---	--	--	--	--

PCB connector - PC 4/ 5-ST-7,62



1804933

<https://www.phoenixcontact.com/de/produkte/1804933>

Classifications

ECLASS

ECLASS-9.0	27440309
ECLASS-10.0.1	27440309
ECLASS-11.0	27460202

ETIM

ETIM 8.0	EC002638
----------	----------

UNSPSC

UNSPSC 21.0	39121400
-------------	----------

PCB connector - PC 4/ 5-ST-7,62

1804933

<https://www.phoenixcontact.com/de/produkte/1804933>



Environmental Product Compliance

China RoHS	Environmentally friendly use period: unlimited = EFUP-e
	No hazardous substances above threshold values

PCB connector - PC 4/ 5-ST-7,62

1804933

<https://www.phoenixcontact.com/de/produkte/1804933>



Accessories

Coding profile

Coding profile - CP-PC RD - 1701967

<https://www.phoenixcontact.com/de/produkte/1701967>

Coding profile, for plugging into the coding ribs of the plug at a later date, insulating material, color: Red




Marker card

Marker card - SK 7,62/3,8:FORTL.ZAHLEN - 0804549

<https://www.phoenixcontact.com/de/produkte/0804549>

Marker card, white, labeled, horizontal: consecutive numbers 1 ... 10, 11 ... 20, etc. up to 91 ... 100, mounting type: adhesive, for terminal block width: 7.62 mm, lettering field size: 7.62 x 3.8 mm



PCB connector - PC 4/ 5-ST-7,62

1804933

<https://www.phoenixcontact.com/de/produkte/1804933>

Screwdriver

Screwdriver - SZS 0,6X3,5 - 1205053

<https://www.phoenixcontact.com/de/produkte/1205053>



Actuation tool, for ST terminal blocks, insulated, also suitable for use as a bladed screwdriver, size: 0.6 x 3.5 x 100 mm, 2-component grip, with non-slip grip

PCB header

PCB header - PCV 4/ 5-G-7,62 - 1804713

<https://www.phoenixcontact.com/de/produkte/1804713>



PCB headers, nominal cross section: 4 mm², color: green, nominal current: 20 A, rated voltage (III/2): 630 V, contact surface: Tin, type of contact: Male connector, number of potentials: 5, number of rows: 1, number of positions: 5, number of connections: 5, product range: PCV 4/..-G, pitch: 7.62 mm, pin layout: Linear pinning, solder pin [P]: 5 mm, number of solder pins per potential: 2, plug-in system: COMBICON PC 4, Pin connector pattern alignment: Standard, locking: without, mounting: without, type of packaging: packed in cardboard, Mounting flange: Accessory Item No. 1827570

PCB connector - PC 4/ 5-ST-7,62


1804933

<https://www.phoenixcontact.com/de/produkte/1804933>

PCB header

PCB header - PC 4/ 5-G-7,62 - 1804823

<https://www.phoenixcontact.com/de/produkte/1804823>



PCB headers, nominal cross section: 4 mm², color: green, nominal current: 20 A, rated voltage (III/2): 630 V, contact surface: Tin, type of contact: Male connector, number of potentials: 5, number of rows: 1, number of positions: 5, number of connections: 5, product range: PC 4/..-G, pitch: 7.62 mm, pin layout: Linear pinning, solder pin [P]: 5 mm, number of solder pins per potential: 2, plug-in system: COMBICON PC 4, Pin connector pattern alignment: Standard, locking: without, mounting: without, type of packaging: packed in cardboard, Mounting flange: Accessory Item No. 1827570

Phoenix Contact 2022 © - all rights reserved

<https://www.phoenixcontact.com>

PHOENIX CONTACT Deutschland GmbH

Flachsmarktstraße 8

D-32825 Blomberg

+49 52 35/3-1 20 00

info@phoenixcontact.de