

PS-EE-2G/1AC/48DC/480W/SC - Power supply



1585287

<https://www.phoenixcontact.com/nz/products/1585287>

Please be informed that the data shown in this PDF document is generated from our online catalog. Please find the complete data in the user documentation. Our general terms of use for downloads are valid.



Primary-switched power supply unit ESSENTIAL POWER, Screw connection, DIN rail mounting, input: 1-phase, output: 48 V DC / 10 A, adjustable from 48 V DC ... 57 V DC

Commercial data

Item number	1585287
Packing unit	1 pc
Minimum order quantity	3 pc
Sales key	CMB314
Product key	CMB314
GTIN	4067923140172
Weight per piece (including packing)	1,530 g
Weight per piece (excluding packing)	1,380 g
Country of origin	Information on the country of origin is provided with the delivery.

Technical data

Input data

AC operation

Supply system configuration	TN, TT, IT (PE)
Nominal input voltage range	100 V AC ... 240 V AC
Input voltage range	110 V AC ... 240 V AC $\pm 10\%$ ($P_N = 480\text{ W}$)
	100 V AC ... 109 V AC -15% ... $+10\%$ ($P_N = 400\text{ W}$)
Typical national grid voltage	120 V AC
	230 V AC
Voltage type of supply voltage	AC
Inrush current	typ. 35 A (at 25 °C)
Inrush current integral (I^2t)	typ. 0.25 A ² s
Frequency range (f_N)	50 Hz ... 60 Hz $\pm 10\%$
Mains buffering time	typ. 20 ms (120 V AC)
	typ. 21 ms (230 V AC)
Current consumption	max. 6 A (480 W)
	max. 5 A (400 W)
	typ. 5 A (110 V AC (480 W))
	typ. 2.3 A (240 V AC (480 W))
	typ. 4.5 A (100 V AC (400 W))
	typ. 4.3 A (109 V AC (400 W))
Protective circuit	Transient protection; Varistor
Switch-on time	typ. 1 s
Device mains fuse	10 A internal (device protection), fast-blow
Recommended breaker for input protection	6 A ... 16 A (Characteristic B, C, D, K or comparable)
Discharge current to PE	< 3.5 mA

Output data

Efficiency	typ. 93 % (120 V AC)
	typ. 94 % (230 V AC)
Nominal output voltage	48 V DC
Setting range of the output voltage (U_{Set})	48 V DC ... 57 V DC (> 48 V DC, constant capacity restricted)
Nominal output current (I_N) (IN_PMax)	max. 10 A ($P_N = 480\text{ W}$)
Nominal output current (I_N) (IN_PMin)	max. 8.4 A ($P_N = 400\text{ W}$)
Short-circuit-proof	yes
No-load proof	yes
Crest factor	typ. 1.6 (120 V AC)
	typ. 1.6 (230 V AC)
Output power (P_N)	480 W (240 V AC)
	400 W (100 V AC)
Connection in parallel	yes, for increasing power and redundancy with diode
Connection in series	yes, for increased output voltage

PS-EE-2G/1AC/48DC/480W/SC - Power supply



1585287

<https://www.phoenixcontact.com/nz/products/1585287>

Feedback voltage resistance	≤ 65 V DC
Protection against overvoltage at the output (OVP)	≤ 65 V DC
Residual ripple	typ. 70 mV _{PP} (with nominal values)
Control deviation	< 0.5 % (change in load, static 10 % ... 90 %)
	< 2 % (change in load, dynamic 10 % ... 90 %)
	< 0.1 % (change in input voltage ±10 %)
Rise time	< 100 ms (U _{Out} = 10 % ... 90 %)
Minimum no-load power dissipation	< 1 W (120 V AC)
Maximum no-load power dissipation	< 1 W (230 V AC)
Minimum nominal load power dissipation	< 36 W (120 V AC)
Power loss nominal load max.	< 28 W (230 V AC)
Integrated fuse protection	no

Connection data

Input

Position	1.x
Identification	1.1 (⊕, ⊖, REC, 50%, 0%, U, FS L), 1.3 (N)

Conductor connection

Connection method	Screw connection
rigid	0.75 mm ² ... 2.5 mm ²
flexible	0.75 mm ² ... 2.5 mm ²
flexible with ferrule without plastic sleeve	0.75 mm ² ... 2.5 mm ²
flexible with ferrule with plastic sleeve	0.75 mm ² ... 2.5 mm ²
AWG	18 ... 14 (Cu)
Stripping length	6.5 mm
Tightening torque	0.5 Nm ... 0.6 Nm
	5 lb _F -in. ... 7 lb _F -in.
Drive form screw head	Slotted L

Output

Position	2.x
Identification	2.1, 2.2 (+), 2.3, 2.4 (-)

Conductor connection

Connection method	Screw connection
rigid	1.5 mm ² ... 5 mm ²
flexible	1.5 mm ² ... 5 mm ²
flexible with ferrule without plastic sleeve	1.5 mm ² ... 5 mm ²
flexible with ferrule with plastic sleeve	1.5 mm ² ... 5 mm ²
AWG	16 ... 14 (Cu)
Stripping length	6.5 mm
Tightening torque	0.5 Nm ... 0.6 Nm
	5 lb _F -in. ... 7 lb _F -in.
Drive form screw head	Slotted L

Signaling

LED signaling

Types of signaling	DC OK LED - signal state operation ($U_N = 48 \text{ V DC}$, $I_{Out} = I_N$)
Function	Visual operating state display
Color	green
LED off	Output voltage of DC output < threshold voltage (41 V DC) (Off)
LED on (green), DC OK	$U_{Out} > 41 \text{ V}$ (On (green), DC OK)

Electrical properties

Number of phases	1
Insulation voltage input/output	4 kV AC (type test)
	3 kV AC (routine test)
Insulation voltage input / PE	3.5 kV AC (type test)
	2.4 kV AC (routine test)

Product properties

Product type	Power supply
Product family	ESSENTIAL POWER
MTBF (Telcordia SR-332)	> 4200000 h (25 °C)
	> 2700000 h (40 °C)
	> 2300000 h (45 °C)

Insulation characteristics

Protection class	I
Degree of pollution	2

Life expectancy (electrolytic capacitors)

Current	10 A
Temperature	40 °C
Time	46000 h
Additional text	120 V AC

Life expectancy (electrolytic capacitors)

Current	10 A
Temperature	30 °C
Time	93000 h
Additional text	120 V AC

Life expectancy (electrolytic capacitors)

Current	10 A
Temperature	40 °C
Time	89000 h
Additional text	230 V AC

Life expectancy (electrolytic capacitors)

PS-EE-2G/1AC/48DC/480W/SC - Power supply



1585287

<https://www.phoenixcontact.com/nz/products/1585287>

Current	10 A
Temperature	30 °C
Time	175000 h
Additional text	230 V AC

Dimensions

Item dimensions

Width	86 mm
Height	124 mm
Depth	125 mm

Installation dimensions

Installation distance right/left	10 mm / 10 mm
Installation distance top/bottom	30 mm / 30 mm

Mounting

Mounting type	DIN rail mounting
Assembly note	alignable: 0 mm horizontally, 30 mm vertically
Mounting position	horizontal DIN rail NS 35, EN 60715
With protective coating	no

Material specifications

Housing material	Metal
Housing material	Aluminum (AlMg3) / sheet steel, zinc-plated
Hood version	Stainless steel
Side element version	Aluminum
Foot latch material	Sheet steel, zinc-plated

Environmental and real-life conditions

Ambient conditions

Degree of protection	IP20
Ambient temperature (operation)	-20 °C ... 70 °C (Derating >45°C: 2.5%/K)
Ambient temperature (storage/transport)	-40 °C ... 85 °C
Maximum altitude	≤ 5000 m (> 2000 m, Derating: 10 %/1000 m)
Climatic class	3K22 (in accordance with EN 60721-3-3)
Max. permissible relative humidity (operation)	≤ 95 % (at 25 °C, non-condensing)
Shock (operation)	18 ms, 15g, per spatial direction (IEC 60068-2-27)
Vibration (operation)	10 Hz ... 50 Hz, amplitude ±0.2 mm 50 Hz ... 150 Hz, 2.3g, 90 min.
Temp code	T4 (-20 ... +70 °C; > 45 °C, Derating: 2,5 %/K)

Standards and regulations

Electrical safety

Standard designation	Electrical safety
----------------------	-------------------

PS-EE-2G/1AC/48DC/480W/SC - Power supply



1585287

<https://www.phoenixcontact.com/nz/products/1585287>

Standards/specifications	IEC 61010-2-201 (SELV)
Safety for measurement, control, and laboratory equipment	
Standard designation	Safety for equipment for measurement, control, and laboratory use
Standards/specifications	IEC 61010-1
Protective extra-low voltage	
Standard designation	Protective extra-low voltage
Standards/specifications	IEC 61010-1 (SELV)
	IEC 61010-2-201 (PELV)
Limitation of harmonic line currents	
Standard designation	Limitation of harmonic line currents
Standards/specifications	EN 61000-3-2
Mains voltage dips	
Standard designation	Requirement of the semiconductor industry with regard to mains voltage dips
Standards/specifications	SEMI F47 - 0706 (120 V AC)

Approvals

UL

Identification	UL/C-UL Listed UL 61010-1
----------------	---------------------------

UL

Identification	UL/C-UL Listed UL 61010-2-201
----------------	-------------------------------

CB scheme

Identification	IEC 62368-1:2018
----------------	------------------

EMC data

Electromagnetic compatibility	Conformance with EMC Directive 2014/30/EU
Low Voltage Directive	Conformance with Low Voltage Directive 2014/35/EC
Interference emission	Interference emission in accordance with EN 61000-6-3 (residential and commercial) and EN 61000-6-4 (industrial)
EMC requirements for noise immunity	EN 61000-6-2

Conducted noise emission

Standards/regulations	EN 55016
	EN 61000-6-3 (Class B)

Noise emission

Standards/regulations	EN 55016
	EN 61000-6-3 (Class B)

Harmonic currents

Standards/regulations	EN 61000-3-2
	EN 61000-3-2 (Class A)

PS-EE-2G/1AC/48DC/480W/SC - Power supply



1585287

<https://www.phoenixcontact.com/nz/products/1585287>

Frequency range	0 kHz ... 2 kHz
Electrostatic discharge	
Standards/regulations	EN 61000-4-2
Electrostatic discharge	
Contact discharge	6 kV (Test Level 3)
Discharge in air	8 kV (Test Level 3)
Comments	Criterion A
Electromagnetic HF field	
Standards/regulations	EN 61000-4-3
Electromagnetic HF field	
Frequency range	80 MHz ... 1 GHz
Test field strength	10 V/m (Test Level 3)
Frequency range	1 GHz ... 6 GHz
Test field strength	10 V/m (Test Level 3)
Frequency range	2 GHz ... 3 GHz
Test field strength	1 V/m (Test Level 3)
Comments	Criterion A
Fast transients (burst)	
Standards/regulations	EN 61000-4-4
Fast transients (burst)	
Input	4 kV (Test Level 4 - asymmetrical)
Output	2 kV (Test Level 3 - asymmetrical)
Comments	Criterion A
Surge voltage load (surge)	
Standards/regulations	EN 61000-4-5
Surge voltage load (surge)	
Input	2 kV (Test Level 4 - symmetrical)
	4 kV (Test Level 4 - asymmetrical)
Output	0.5 kV (Test Level 2 - symmetrical)
	1 kV (Test Level 3 - asymmetrical)
Comments	Criterion A
Conducted interference	
Standards/regulations	EN 61000-4-6
Conducted interference	
Input/Output	asymmetrical
Frequency range	0.15 MHz ... 80 MHz
Comments	Criterion A
Voltage	10 V (Test Level 3)

1585287

<https://www.phoenixcontact.com/nz/products/1585287>

Voltage dips

Standards/regulations	EN 61000-4-11
Voltage	230 V AC
Frequency	50 Hz
Voltage dip	70 %
Number of periods	25 periods
Comments	Criterion A
Voltage dip	40 %
Number of periods	10 periods
Comments	Criterion A
Voltage dip	0 %
Number of periods	1 period
Comments	Criterion A

Criteria

Criterion A	Normal operating behavior within the specified limits.
Criterion B	Temporary impairment to operational behavior that is corrected by the device itself.
Criterion C	Temporary adverse effects on the operating behavior, which the device corrects automatically or which can be restored by actuating the operating elements.

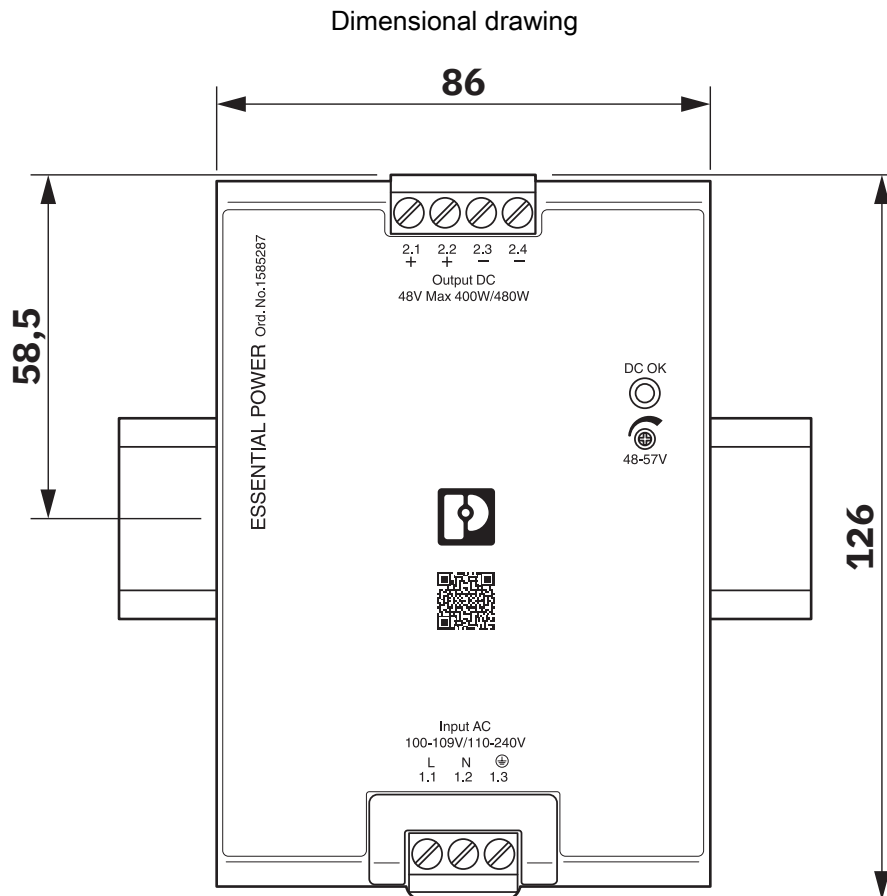
PS-EE-2G/1AC/48DC/480W/SC - Power supply



1585287

<https://www.phoenixcontact.com/nz/products/1585287>

Drawings



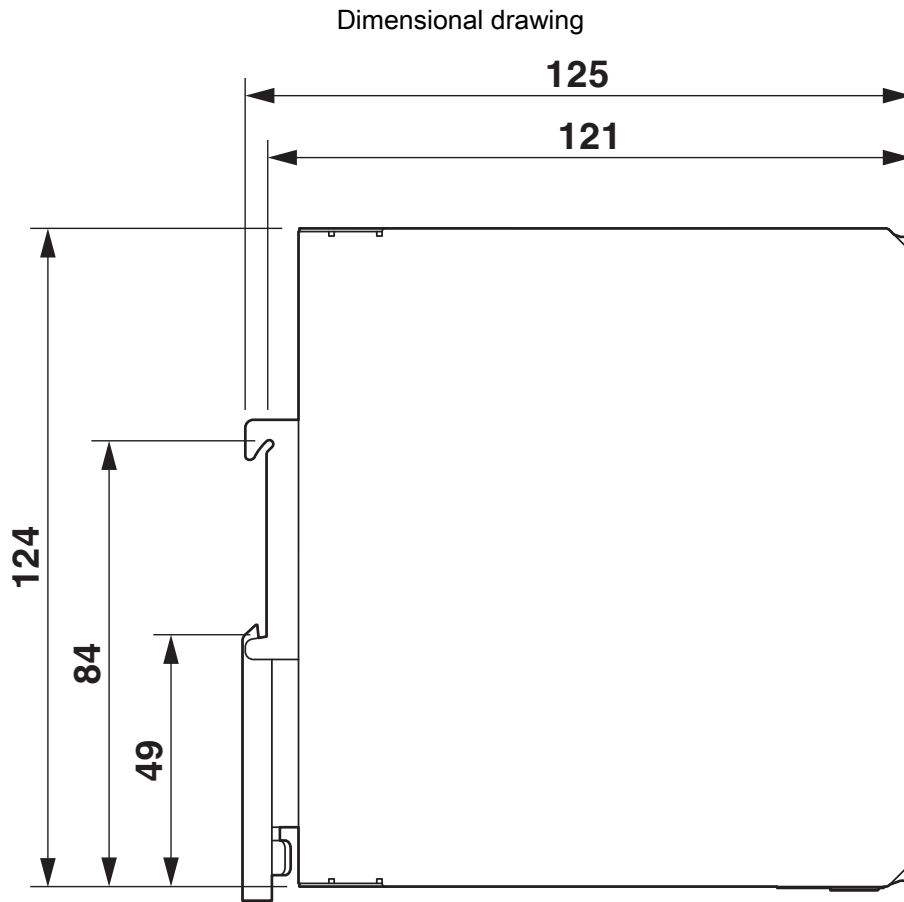
Device dimensions (dimensions in mm)

PS-EE-2G/1AC/48DC/480W/SC - Power supply



1585287

<https://www.phoenixcontact.com/nz/products/1585287>



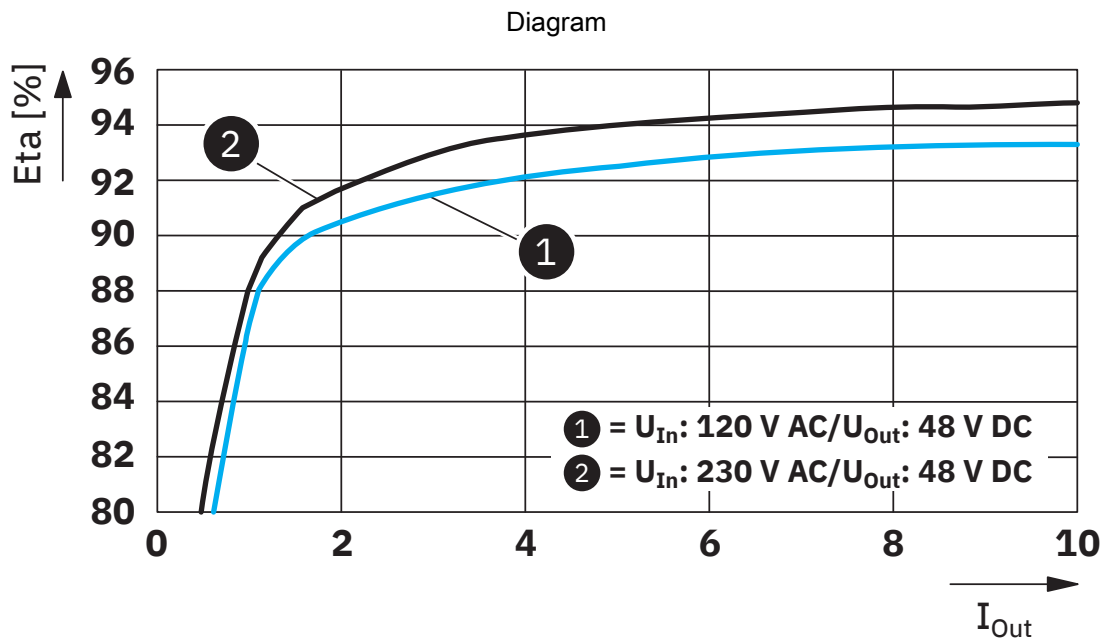
Device dimensions (dimensions in mm)

Schematic diagram

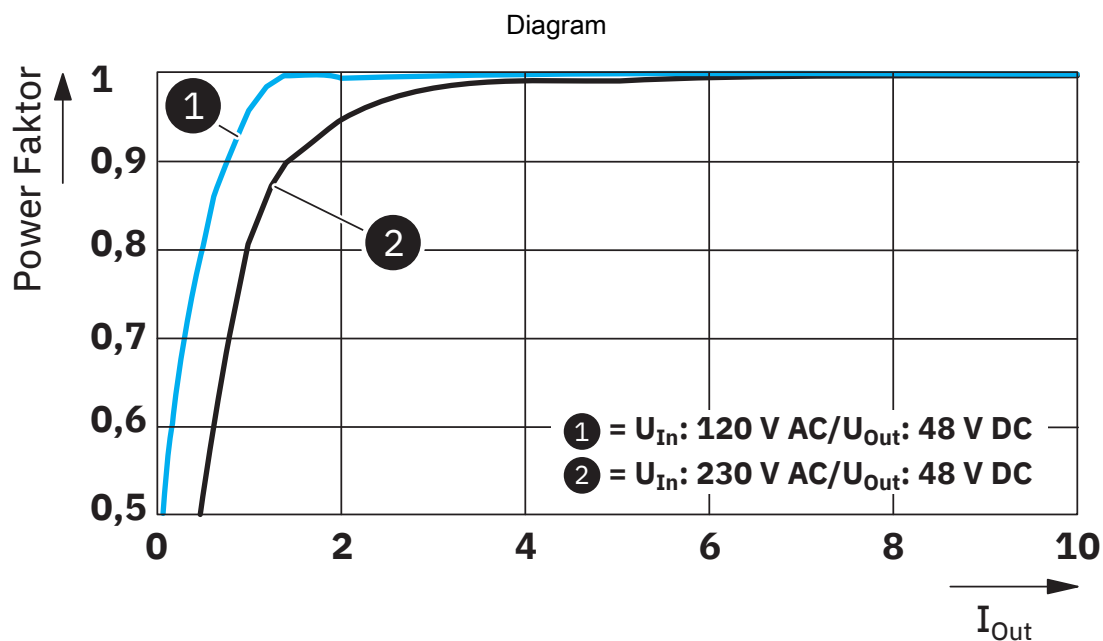
Housing



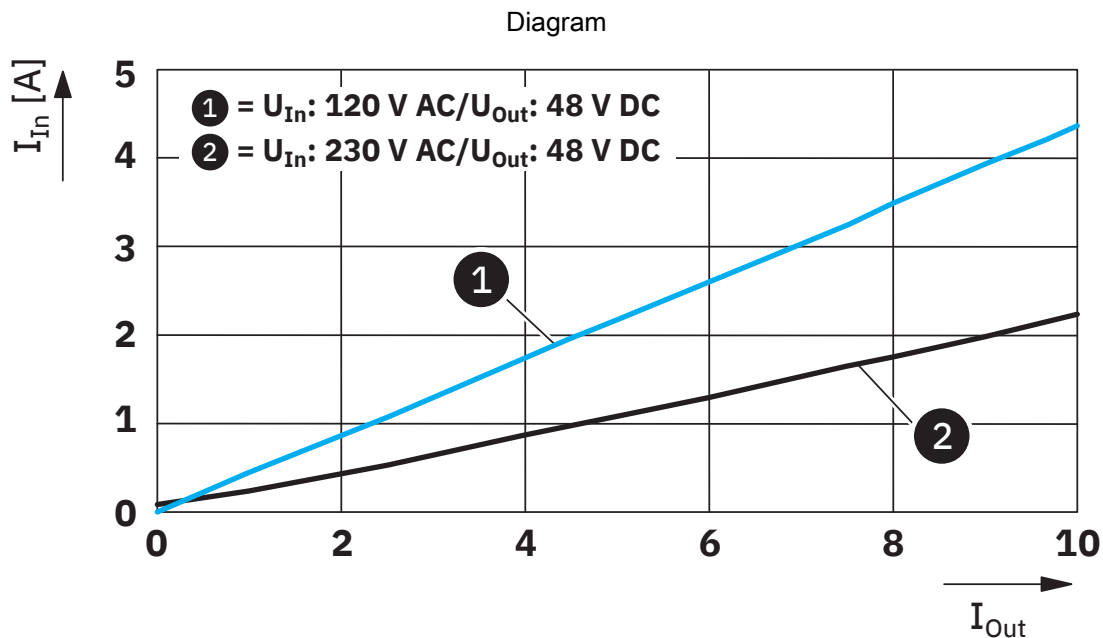
Test sections, insulation voltage



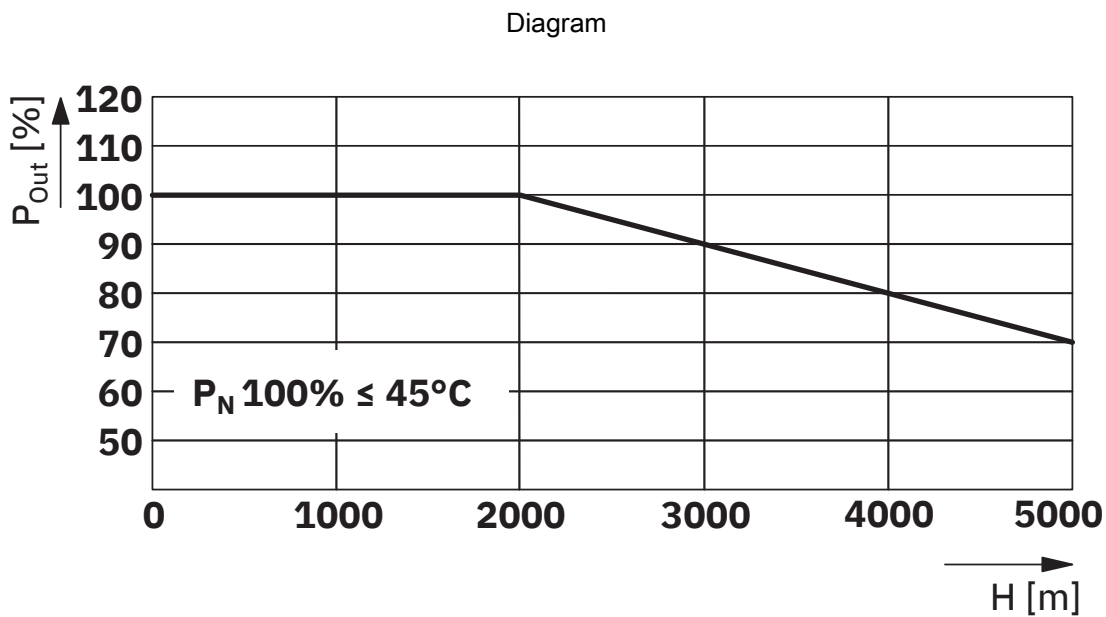
Efficiency



Power factor



Input current/output current



Output power Installation altitude

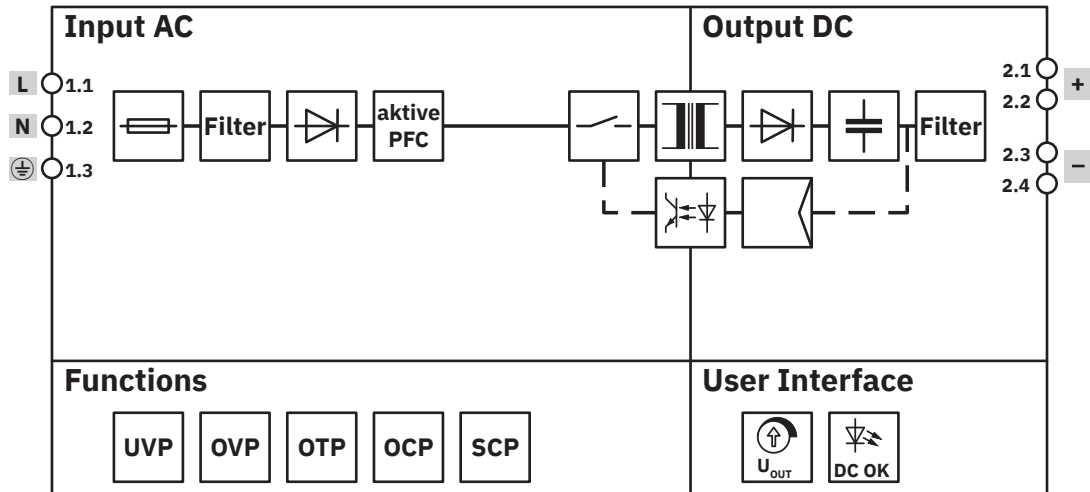
PS-EE-2G/1AC/48DC/480W/SC - Power supply



1585287

<https://www.phoenixcontact.com/nz/products/1585287>

Block diagram



Block diagram

PS-EE-2G/1AC/48DC/480W/SC - Power supply



1585287

<https://www.phoenixcontact.com/nz/products/1585287>

Approvals

To download certificates, visit the product detail page: <https://www.phoenixcontact.com/nz/products/1585287>



IECEE CB Scheme
Approval ID: DE2-042612



IECEE CB Scheme
Approval ID: DE2-042612



cULus Listed
Approval ID: E123528-20240822



IECEE CB Scheme
Approval ID: JPTUV-163962



IECEE CB Scheme
Approval ID: JPTUV-163962

PS-EE-2G/1AC/48DC/480W/SC - Power supply



1585287

<https://www.phoenixcontact.com/nz/products/1585287>

Classifications

ECLASS

ECLASS-13.0	27040701
ECLASS-15.0	27040701

ETIM

ETIM 10.0	EC002540
-----------	----------

UNSPSC

UNSPSC 21.0	39121000
-------------	----------

PS-EE-2G/1AC/48DC/480W/SC - Power supply



1585287

<https://www.phoenixcontact.com/nz/products/1585287>

Environmental product compliance

EU RoHS

Fulfills EU RoHS substance requirements	Yes
Exemption	7(a)

China RoHS

Environment friendly use period (EFUP)	EFUP-25
	An article-related China RoHS declaration table can be found in the download area for the respective article under "Manufacturer declaration". For all articles with EFUP-E, no China RoHS declaration table issued and required.

EU REACH SVHC

REACH candidate substance (CAS No.)	Lead(CAS: 7439-92-1)
-------------------------------------	----------------------

Phoenix Contact 2026 © - all rights reserved
<https://www.phoenixcontact.com>

PHOENIX CONTACT Ltd
Unit 15C, 906-930 Great South Road, Penrose
Auckland 1061
0508 474 636
sales@phoenixcontact.co.nz